



BRIEF INFORMATION

C140 LED combination headlight

- Combination headlight with 100% LED technology
- Excellent light distribution
- For extreme and highly demanding applications

PRODUCT FEATURES

The C140 LED is the first combination headlight on the market to feature all light functions in LED technology: low beam, high beam, indicator and position light (as LED light guide).

The special freeform reflector together with the LED light source produces significantly better light than headlights with halogen bulbs. With its daylight colour, the light appears far brighter to the eye and makes working at night less tiring.

The housing of the C140 LED is made of aluminum and features cooling fins on its rear, which ensure heat removal from the high-power LEDs. A specially developed thermal design with temperature sensors prevents the headlight from overheating. With its robust, heavy-duty bracket and a lens made of toughened, shatterproof plastic, the headlight is particularly resistant to vibration and impact. Ideal for the tough conditions on construction vehicles (strong vibrations, dust, wetness, mechanical shock, etc.).

The LED technology enables a lifetime of over 20,000 hours. The C140 LED headlight is a fully sealed, maintenance-free system: it obviates the need to replace bulbs, saving time and money for the final consumer. The low LED power consumption compared to conventional halogen headlights also saves fuel, further driving down costs.

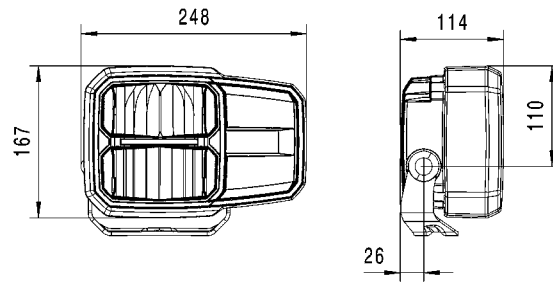
The C140 LED meets all ECE and SAE requirements and is both approvable and ideal for use almost anywhere in the world. Additional approvals are required for use in China.

TECHNICAL DETAILS

Technical data

Operating voltage (U _B)	10–32 V	
Recommended tilt angle	0°–10°	
Lighting technology	LED	
Energy consumption	Low beam	12 V / 25 W 24 V / 25 W
	High beam	12 V / 40 W 24 V / 40 W
	Indicator	12 V / 8 W 24 V / 7 W
	Position light	12 V / 0,4 W 24 V / 0,8 W
Reference no.	17.5	
Degree of protection	IP 6K9K	
Type approval	ECE / SAE	
Housing	Aluminum	
Light exit element	140 x 140 mm	
Carrier frame	Heavy-duty	
Connection	DEUTSCH connector, 6-pole	
Lens	Polycarbonate	
Polarity reversal protection	Yes	

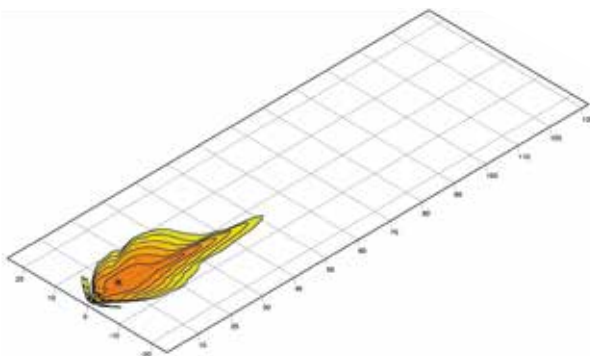
Dimensional sketch



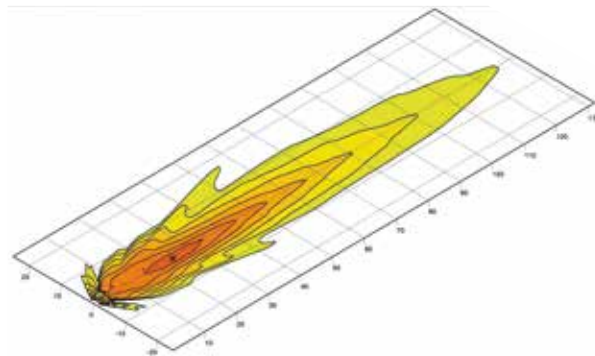
RANGE OVERVIEW

Part number	Left-hand traffic	Right-hand traffic	Vertical mounting	Horizontal mounting
1EE 996 374-001	–	X	X	–
1EE 996 374-011	–	X	–	X
1EE 996 374-021	–	X	–	X
1LE 996 374-031	X	–	–	X
1LE 996 374-041	X	–	–	X

LIGHT DISTRIBUTION



Low beam



High beam

