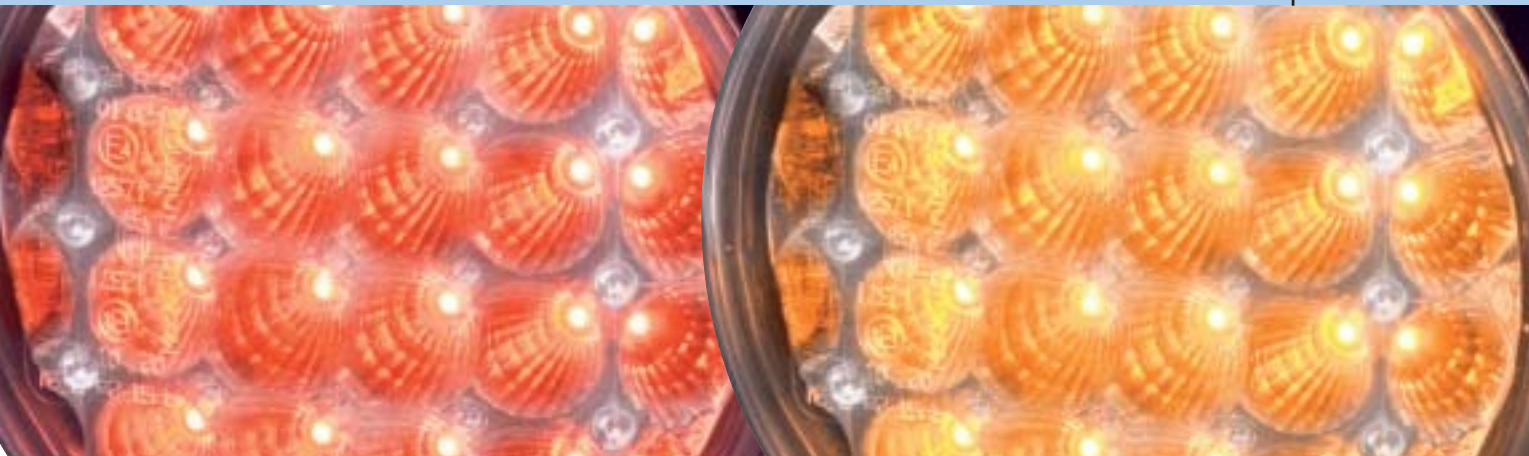


LED rearlight Ø 122 mm (2.. 344 200-...)

Brief
Information



Rearlight

- *Taillight, brake light, indicator, fog light and reversing lights*
- *Multi-voltage 9–32 V*
- *Long service life with low electricity consumption*

Product features



Reverse polarity protection

If the contact to the pole is reversed accidentally, the light does not suffer any damage.

Indicator failure check

Due to Hella's patented system for monitoring indicators, the light can be used according to the requirements of ECE-R 48.

Power Top LED

Optimum light output through the combination of high power LEDs and precision optics in reflectors.

For use on both sides

Due to the symmetric construction of the lamp, only one version is required for mounting to the left or right side of the vehicle.

Long service life and low energy consumption

A long light service life is achieved due to the innovative LED technology and active thermal management. Low energy consumption and no maintenance costs are other important features. "Fit and forget" make this product an environmentally-friendly light.

High water resistance

Tested according to the Hella norm IP 6K9K, the light is guaranteed to be fully waterproof.

Overvoltage protection

The overvoltage protection makes sure that the light is not damaged; even by voltage peaks up to 100 V.



*Ideas today for
the cars of tomorrow*

LED lighting technology

As an innovative leader in original automobile equipment, Hella sets standards with LED lighting electronic products.

An overview of the advantages of modern LED lighting technology:

Extremely low energy consumption

With the combination of efficient lighting diodes (LEDs) and precision optics, the Hella signal lights achieve the light distributed specified by law - and all of this with 90 % less power in comparison with bulb lighting.

No light source replacement, no maintenance and extremely long service life thanks to proficient thermal management

To increase light service life, all components are perfectly aligned with each other optimised for temperature. LED overload is therefore avoided in extremely high environmental temperatures. Due to the use of quality LEDs and good thermal management, these products are constructed to last for the life span of the vehicle and are therefore a convincing, economic and environmentally-friendly "Fit and forget" solution.

LED multi-volt technology

Multi-volt circuits stabilise the light output keeping it constant at a voltage range of 9 to 32 volts. This makes it possible to use the same Hella signal lights for both 12 and 24 volt

applications. In addition, multi-volt also compensates for voltage fluctuations that are created by the use of longer cables and connections within the on-board power supply. Hella multi-volt circuits are also protected against reverse polarity and voltage peaks; even with low battery voltages.

Indicator failure check

The indicator function is monitored by the electronics. This generates a current pulse at a defined time for the indicator input. For every flashing pulse, the flasher unit ballast in the vehicle electric system demands this pulse for at least 107 ms every 100 ms. If components or LEDs in the indicator function are faulty, this is detected by the electronics: the pulse is not emitted. This way, the driver is always informed about the indicator failure. This meets the legal requirement for indicator failure detection (according to ECE regulation).


The following three ballasts cover almost all application cases:

5 DS 009 552- ...

5 DS 009 602- ...

4 DW 009 492- ...

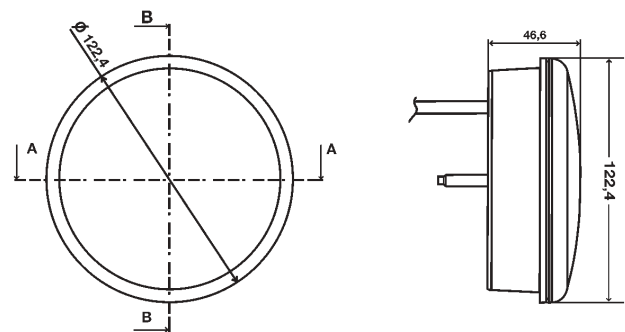
Performance comparison of bulbs and LED lights



Technical details

Technical data		
Type approval	ECE, GGVS/ADR	
Functions	12 red LEDs	Tail (reduced light power), Brake Indicator
	12 yellow LEDs	Indicator
	24 red LEDs	Tail (reduced light power), Brake light
	24 yellow LEDs	Indicator
	24 white LEDs	Reverse light
	16 red LEDs	Rear fog light
Failure control	integrated for Indicator	
Specification	Hella Norm 67001 Class 10 Construction machinery	
Power consumption	SBBL	Rear light 1 W Brake light 2 W Indicator 2 W
	SB	Tail light 1 W Brake light 3 W
	BL	Indicator 3 W
	ZR	Reverse light 3 W
	NES	Rear fog light 2 W
Overvoltage protection	100 V	
Operating temperature	-40 °C to +60 °C	
Protective rating	IP 6K9K	
EMC approval	[61] 03 4895	
Fixing	2 x M6 x 25 screws	

Technical drawing





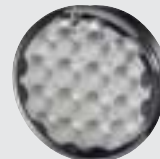





Cable colours		
Design	Function	Colour
Tail, brake, indicator	Indicator	yellow
	Brake light	red
	Taillight	black
	Ground	white
Tail, brake light	Brake light	red
	Taillight	black
	Ground	white
Indicator	Indicator	yellow
	Ground	white
Rear fog light	Rear fog light	yellow
	Ground	white
Reverse light	Reverse light	yellow
	Ground	white


Application examples



Range overview

Product picture	Part number	Specification	Type approval	PU
	2SD 344 200-001 2SD 344 200-007	Taillight, brake light, indicator Mounted on the left or right of the vehicle 500 mm electric cable with open end, with clear lens, 12 red and 12 yellow LEDs	ECE GGVS/ADR E4 12371 E4 12658	1 24
	2SB 344 200-027	Combined tail/stop light Mounted on the left or right of the vehicle 500 mm electric cable with open end, with clear lens, with 24 red LEDs	ECE GGVS/ADR E4 12658	24
	2BA 344 200-037	Indicator Mounted on the left or right of the vehicle 500 mm electric cable with open end, with clear lens, with 24 yellow LEDs	ECE GGVS/ADR E4 12658	24
	2ZR 344 200-051 2ZR 344 200-057	Reverse light Mounted on the left or right of the vehicle 500 mm electric cable with open end, with clear lens, with 24 white LEDs	ECE GGVS/ADR E4 14198	1 24
	2NE 344 200-061 2NE 344 200-067	Rear fog light Mounted on the left or right of the vehicle 500 mm electric cable with open end, with clear lens, with 16 red LEDs	ECE GGVS/ADR E4 14198	1 24
	2SD 344 200-071 2SD 344 200-077	Taillight, brake light, indicator Mounted on the left or right of the vehicle 500 mm electric cable with open end, with red/clear lens, with 12 red and 12 yellow LEDs	ECE GGVS/ADR E4 12371 und 12658	1 24
	2SB 344 200-081 2SB 344 200-087	Tail, brake light Mounted on the left or right of the vehicle 500 mm electric cable with open end, with red lens , with 24 red LEDs	ECE GGVS/ADR E4 12658	1 24
	2NE 344 200-091 2NE 344 200-097	Rear fog light Mounted on the left or right of the vehicle 500 mm electric cable with open end, with red lens with 16 red LEDs	ECE GGVS/ADR E4 14198	1 24

The individual functions of the light must only be operated using a vehicle-mounted fuse of max. 3 A.



Outlook

Versions with grey housing possible