



Vauxhall Meriva A - Starter does not turn

Data sheet

Manufacturer

Vauxhall

Vehicle model

Meriva A

Engine code

Y17DT (1.7 DTi)

Symptoms


Starter does not turn over | Renewing the starter

Important safety note


Removal of the starter for the Vauxhall Meriva A

Renewing the starter is quite challenging at first because of its limited accessibility. Proceed as follows to remove starter:

- Remove ground connection of the battery (note the radio code if necessary)
- Raise vehicle on a lifting platform
- Starting from the underbody, remove the steering control unit [\(Fig. 1\)](#) from the metal carrier
- Unscrew and remove the carrier [\(Fig. 2\)](#)
- Disconnect electrical connections on the starter
- Loosen / remove the screw from the starter [\(Fig. 3\)](#)
- Remove left wheel well trim
- Loosen / remove screw of the starter from the wheel well or from the engine compartment [\(Fig. 4\)](#)
- Remove starter




Starting from the underbody, steering control unit



Carrier is to be unscrewed and removed



Loosen/remove screw from starter



Starter screw

Reprinting, distribution, reproduction, exploitation in any form or disclosure of the contents of this document, even in part, is prohibited without our express, written approval; indication of the document source is also required. The schematic illustrations, pictures and descriptions serve only for the purposes of explanation and representation of the instructions and cannot be used as a basis for installation or assembly work. All rights reserved.