

Headlamp light patterns / light distribution | HELLA

Skoda Octavia model year: 2010

Xenon headlights

The measurement results of the light distribution of the xenon headlight of a Skoda Octavia produced in 2010 serve as the example. In this case, too, prior to carrying out the test, the correct location for beamsetting is to be selected and all requirements met.

Light patterns / light distribution with acceptable adjustment.












Figure 1

Beamsetter: analog





Light patterns - light distribution



Light patterns - light distribution

Beamsetter / analog

Figure 4: - Low beam; xenon

Figure 5: - High beam; halogen H1;

Figure 4; Low beam; right

Figure 5; High beam; right

Skoda Octavia = xenon/ halogen - version

Beam setting: mechanical

D1S/H1

Hella article no.

8GS 009 028-111

8GH 002 089-xxx

The vehicle must stand on a level test surface and comply with country-specific regulations.

Observe the vehicle manufacturer's instructions.

Headlamp adjustment location

Beamsetter: digital / camera-based



Light patterns - light distribution

Beamsetter /

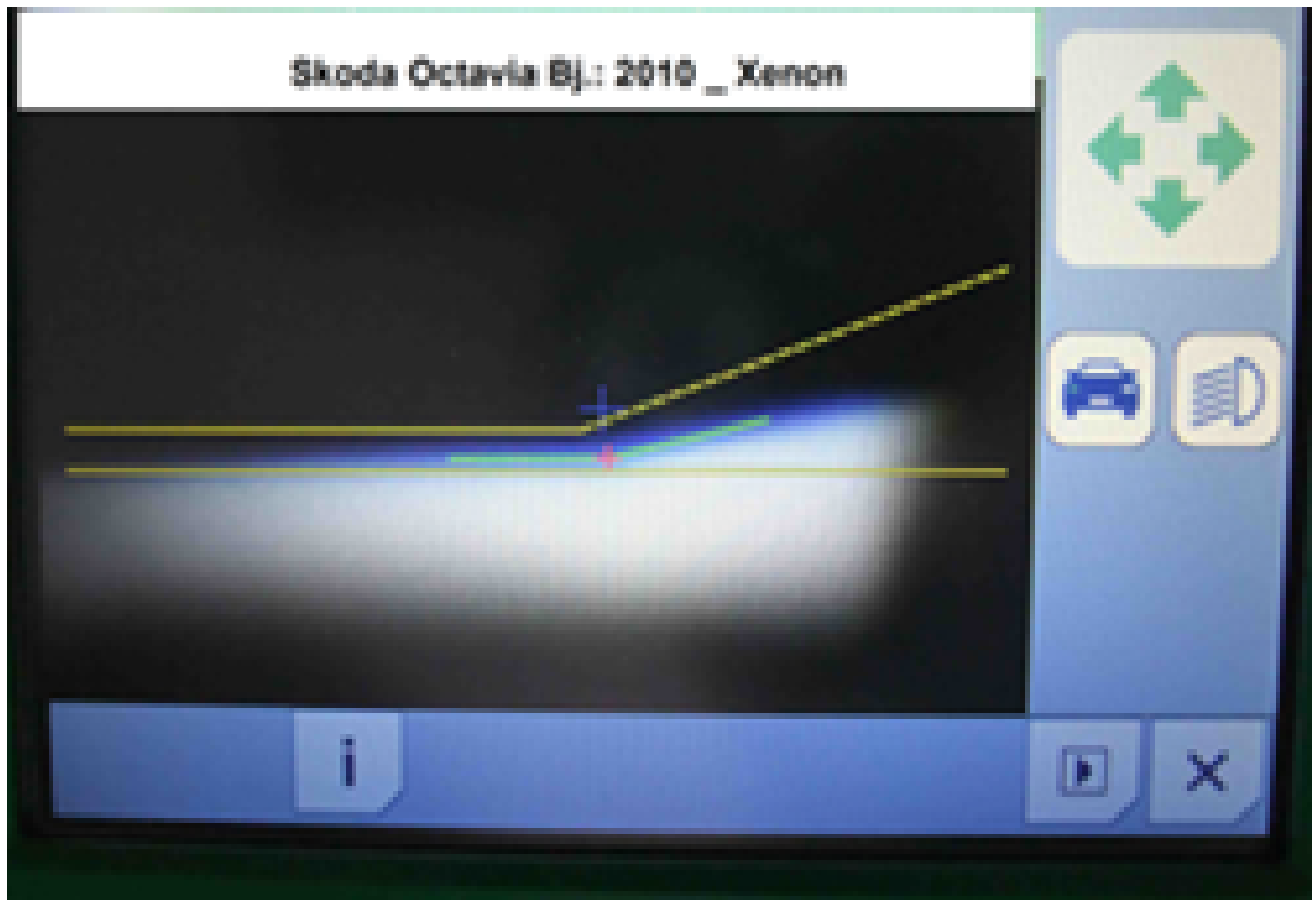
digital - camera-based

Figure 6: - Low beam; xenon;

Figure 7: - High beam; halogen H1;

Figure 6; Low beam; left

Figure 7; High beam; left





Light patterns - light distribution

Beamsetter /

digital -- camera-based

Figure 8: - Low beam; xenon

Figure 9: - High beam; halogen H1;

Figure 8; Low beam; right

Figure 9; High beam; right







Important:

- Perform visual inspection and technical check of headlamp.

Recommendation:

- Replace faulty light sources in pairs

Beamsetter IV -- analog --

Beamsetter V – digital --

Important safety note

Technical information and practical tips have been compiled by HELLA in order to provide professional support to vehicle workshops in their day-to-day work. The information provided on this website is intended for use by suitably qualified personnel only.