

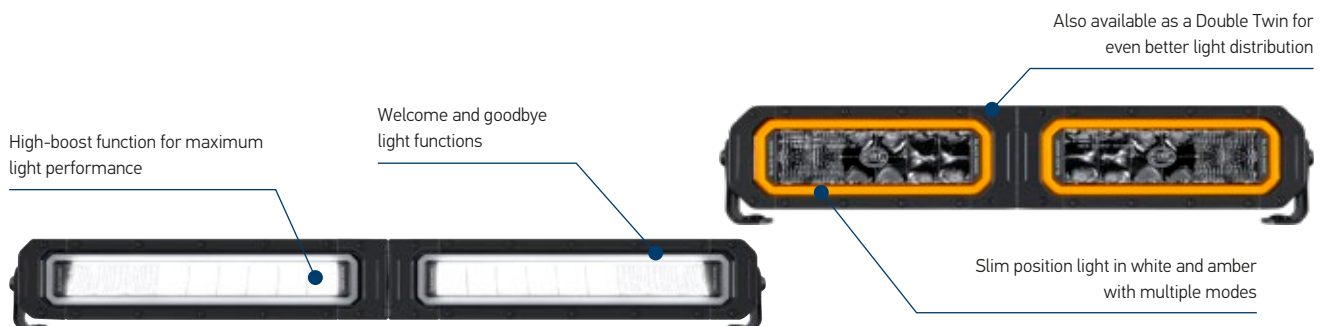


BRIEF INFORMATION

Black Magic Tough Pro Twin

- Dual lamp design: two auxiliary headlamps in a compact housing for maximum light output and suitable for mounting in the centre of a vehicle
- High-boost function: extra powerful light output for demanding situations on the highway and off-road scenarios
- Versatile design: various light shapes ("O", "U", inverted "U") for a unique look

PRODUCT FEATURES



With its 2 auxiliary headlamps in one light bar, the HELLA Black Magic Tough Pro Twin offers the maximum amount of flexibility. The position light is available in white in accordance with ECE R148 for road traffic or in amber for off-road use.

Various shapes such as a striking "O", a powerful "U" or a dynamic, inverted "U" blend in to suit each individual style. The visible light design on the outer frame of the light bar ensures an unmistakable presence on any road or terrain.



TECHNICAL DETAILS



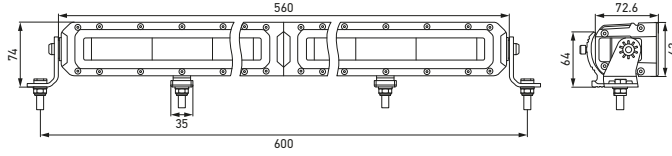
Technical data				
Version	22" Single Twin Lightbar Black Magic Tough Pro	44" Single Twin Lightbar Black Magic Tough Pro	18" Double Twin Lightbar Black Magic Tough Pro	38" Double Twin Lightbar Black Magic Tough Pro
Part number	1FJ 358 550-401	1FJ 358 550-411	1FJ 358 550-421	1FJ 358 550-431
Operating voltage range	Multi-voltage (10 – 30 V)			
Rated voltage	12 V and 24 V			
Power consumption	84 W	192 W	144 W	336 W
Light output (effective)				
ECE mode:	1,537 lm	2,574 lm	1,800 lm	4,660 lm
High-boost mode:	3,020 lm	6,004 lm	4,400 lm	10,515 lm
Ref. no.	20 + 20	25 + 25	20 + 20	25 + 25
Light function	High beam headlamp, position light (white and amber), high-boost mode, welcome and goodbye light			
Light source	114 LEDs, with LED position light (white and amber)	234 LEDs, with LED position light (white and amber)	96 LEDs, with LED position light (white and amber)	208 LEDs, with LED position light (white and amber)
Colour temperature	5,700 K			
Design	2 auxiliary headlamps in 1 housing			
Material	Housing: aluminium with electrophoresis coating			
Weight	3,900 g	6,010 g	3,200 g	7,200 g
Ambient temperature	- 30 °C to + 65 °C			
Storage temperature	- 40 °C to + 85 °C			
Protection class	IP 68, IP 69K			
Approved	ECE R10, position light, white: ECE R148, high beam: ECE R149			
Mounting	Side and centre mounting brackets			
Connection	ATP connector with 1,500 mm cable, plus optional 500 mm cable with open ends			

The AMBER position light does not have ECE approval: use may be limited to off-road areas away from public roads in accordance with local regulations (see installation instructions). | The high-boost mode is not authorised for use on public roads.

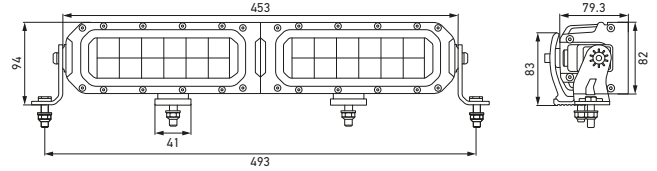
TECHNICAL DETAILS

Dimensional sketch

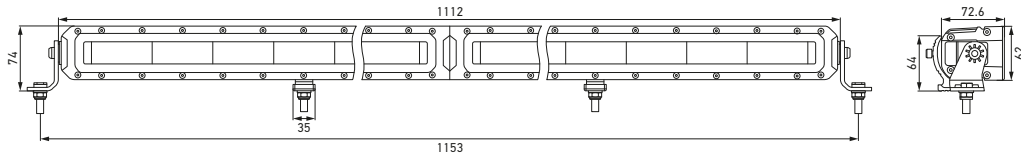
22" Single Twin Lightbar Black Magic Tough Pro



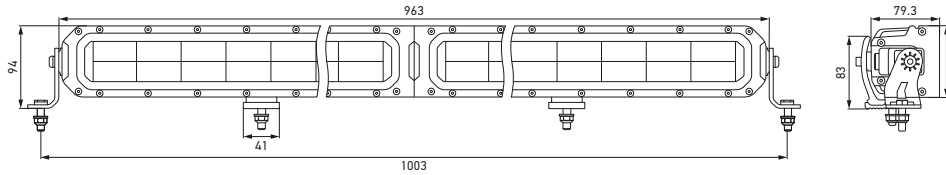
18" Double Twin Lightbar Black Magic Tough Pro



44" Single Twin Lightbar Black Magic Tough Pro



38" Double Twin Lightbar Black Magic Tough Pro



Single Twin Lightbar Black Magic Tough Pro
With rear and side fastening bracket



Double Twin Lightbar Black Magic Tough Pro
With rear and side fastening bracket

LIGHT FUNCTIONS

For road traffic (ECE R149 and ECE R148)



High beam headlamp



Position light (white)

Off-road only



High-boost mode



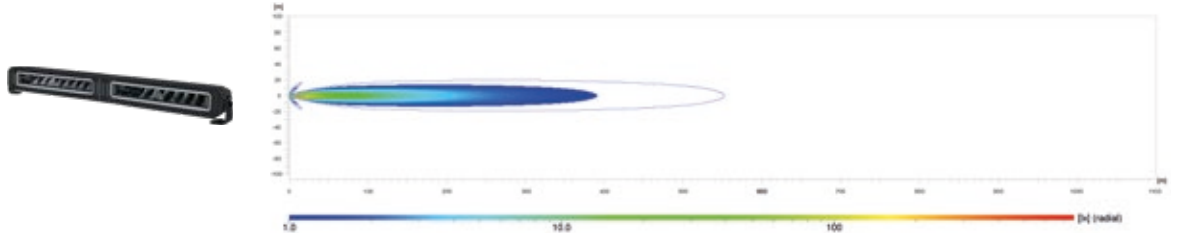
Position light (amber)

LIGHT DISTRIBUTION

The light distribution patterns each show 1 twin light bar in operation. Scale to 1,100 m.


22" Single Twin Lightbar Black Magic Tough Pro | 1FJ 358 550-401

Reference number 40 | ECE + high-boost mode | high beam



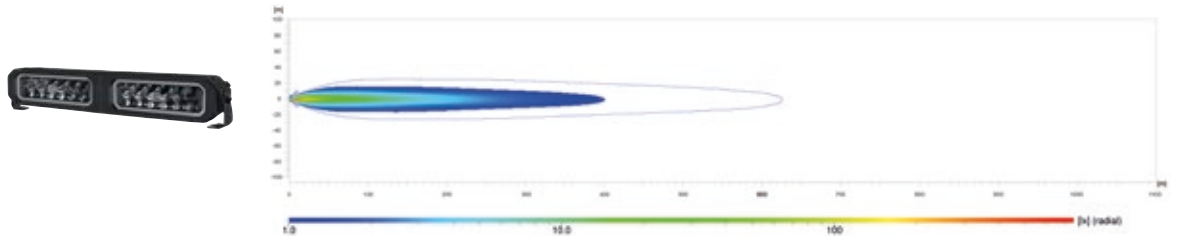
44" Single Twin Lightbar Black Magic Tough Pro | 1FJ 358 550-411

Reference number 50 | ECE + high-boost mode | high beam



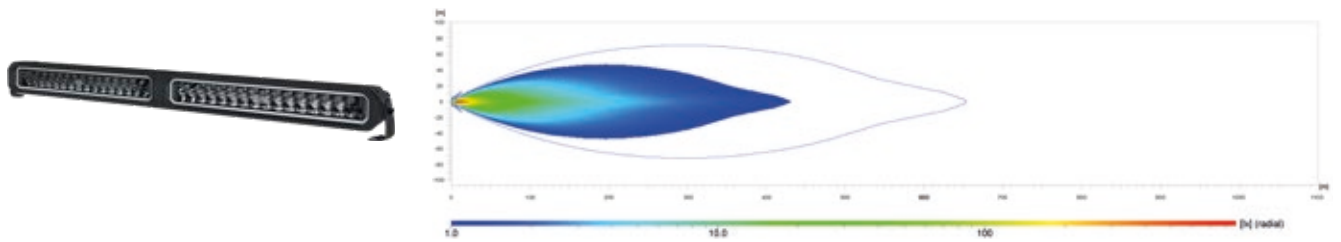
18" Double Twin Lightbar Black Magic Tough Pro | 1FJ 358 550-421

Reference number 40 | ECE + high-boost mode | high beam







38" Double Twin Lightbar Black Magic Tough Pro | 1FJ 358 550-431

Reference number 50 | ECE + high-boost mode | high beam



PROGRAM OVERVIEW

Product Image	Description	Part Number
	<p>22" Single Twin Lightbar Black Magic Tough Pro</p> <p>Contains: 1 x light bar with 1,500 mm cable, 2x side brackets, 2x rear brackets, fastening material, 1 x 500 mm cable with open ends</p>	<p>1FJ 358 550-401</p>
	<p>44" Single Twin Lightbar Black Magic Tough Pro</p> <p>Contains: 1 x light bar with 1,500 mm cable, 2x side brackets, 2x rear brackets, fastening material, 1 x 500 mm cable with open ends</p>	<p>1FJ 358 550-411</p>
	<p>18" Double Twin Lightbar Black Magic Tough Pro</p> <p>Contains: 1 x light bar with 1,500 mm cable, 2x side brackets, 2x rear brackets, fastening material, 1 x 500 mm cable with open ends</p>	<p>1FJ 358 550-421</p>
	<p>38" Double Twin Lightbar Black Magic Tough Pro</p> <p>Contains: 1 x light bar with 1,500 mm cable, 2x side brackets, 4x rear brackets, fastening material, 1 x 500 mm cable with open ends</p>	<p>1FJ 358 550-431</p>

APPLICATION EXAMPLES

