

HELLA  
**VALUEFIT**



# SUPERNOVA

[www.hella.com/lightstyle](http://www.hella.com/lightstyle)



# VERSATILITY ILLUMINATED

HELLA ValueFit Supernova 2.0,  
Tailored for 4x4s, SUVs, and Off-Road Enthusiasts!

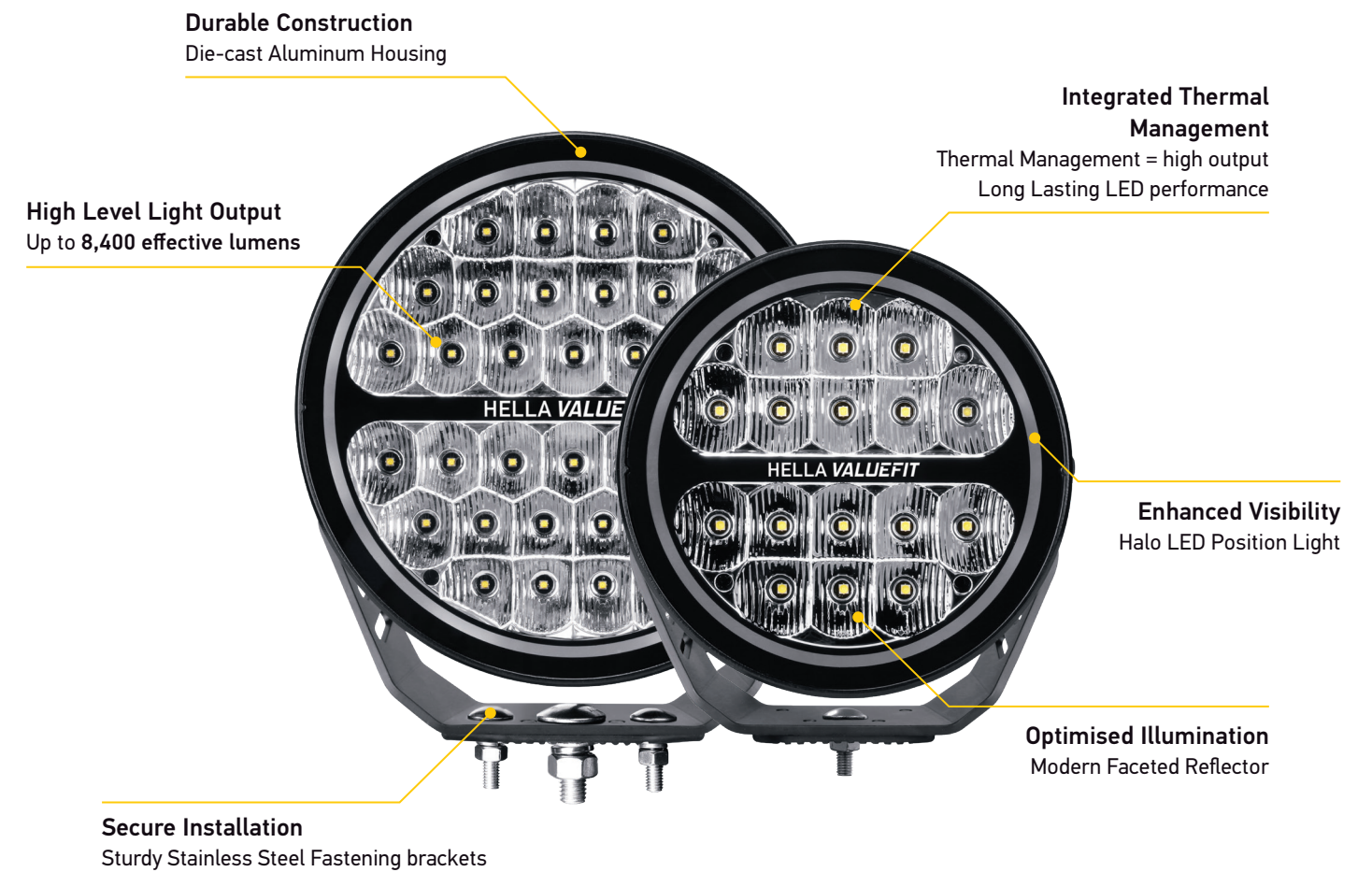
Whether you're conquering off-road trails or cruising on the highway,  
the Supernova 2.0 lights cater to your preferences, delivering style and  
functionality for every journey.



**ELEGANCE MEETS**  
*PERFORMANCE*








## Embark on your next adventure with the HELLA ValueFit Supernova 2.0 auxiliary lights.

Experience the perfect fusion of sleek design and powerful performance, approved for both style and safety on your driving adventures.

The HELLA ValueFit Supernova 2.0 auxiliary lights feature a cutting-edge design coupled with powerful LED technology, delivering an exceptional driving light pattern for optimal beam distance and spread. This innovative combination ensures an unmatched driving experience, whether you're navigating challenging off-road terrain or cruising on the highway.

Illuminate your path and embrace the freedom of the road with HELLA ValueFit Supernova 2.0—because your journey deserves the best.





# **APPROVED** FOR THE **ROAD AHEAD!**

Experience the perfect fusion of sleek design and powerful performance, approved for both style and safety on your driving adventures.

Whether you're navigating city streets or conquering off-road trails, the HELLA ValueFit Supernova 2.0 lights are up to the challenge. ECE approval adds an extra layer of reliability, making them suitable for a range of driving conditions. The HELLA ValueFit Supernova 2.0 lights are a perfect combination of style and functionality, delivering a driving experience that enthusiasts can trust.



**TESTED AND  
CERTIFIED**



PROGRAMME OVERVIEW



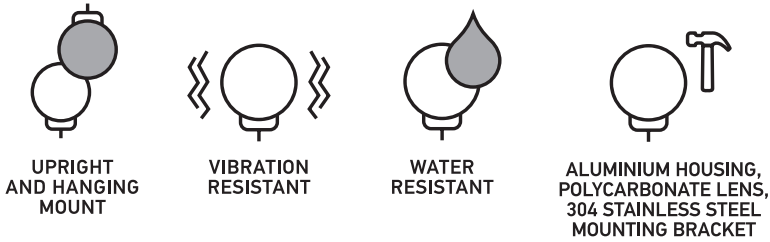
- HELLA VALUEFIT SUPERNOVA 2.0, multi voltage 12/24 V


→ LED auxiliary high beam headlamp

→ Kit includes wiring harness with relays, switch and fuse
- Includes fastening bracket

→ Black and amber covers included

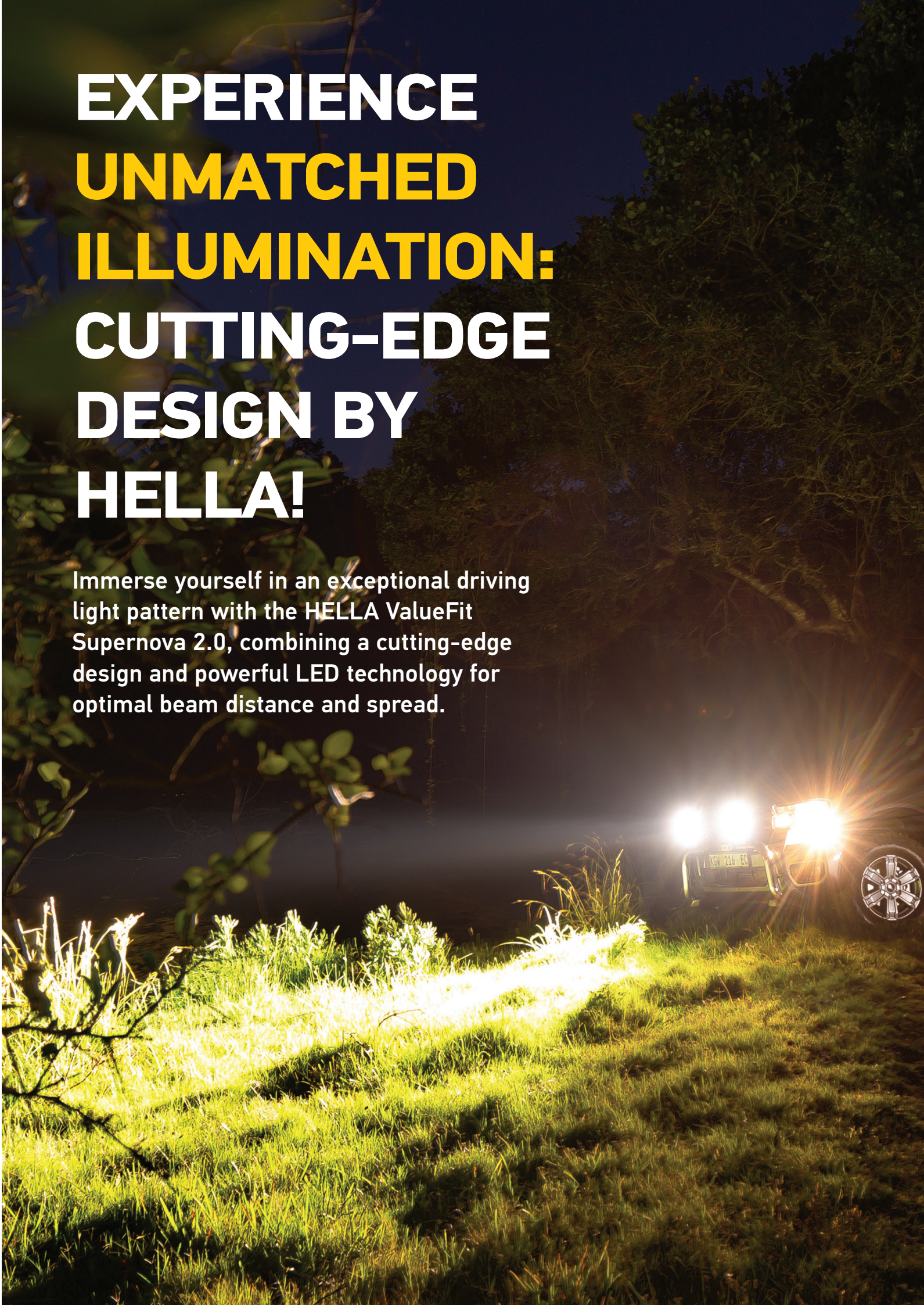
Technical Data	1VF 721 029-001	1VF 694 807-001	1VF 694 807-021
Short Code	VF7209	VF6907	VF6907-2
Description	Valuefit 9" SUPERNOVA 2.0 LED SPOT LIGHT (Single)	Valuefit 7" SUPERNOVA 2.0 LED SPOT LIGHT (Single)	Valuefit 7" SUPERNOVA 2.0 LED SPOT LIGHT (Kit)
Rated Voltage	Multi-Voltage	Multi-Voltage	Multi-Voltage
Operating Voltage	10 - 30V	10 - 30V	10 - 30V
Current Consumption	11.9A @ 12V / 5.96A @ 24V	5.4A @ 12V / 2.66A @ 24V	5.4A @ 12V / 2.66A @ 24V
Power Consumption	170W	80W	80W
Light Function	Spot beam / Driving beam	Spot beam / Driving beam	Spot beam / Driving beam
Light Source	LED	LED	LED
Colour Temperature	5700K	5700K	5700K
Material	Aluminium housing, PC lens, 304 S/S mounting bracket	Aluminium housing, PC lens, 304 S/S mounting bracket	Aluminium housing, PC lens, 304 S/S mounting bracket
Weight	9.8KG	5KG	10KG
Degree of Protection	IP 68, IP 69K	IP 68, IP 69K	IP 68, IP 69K
EMC Protection	ECE-R10	ECE-R10	ECE-R10
Mounting	Upright / Pendant Mounting	Upright / Pendant Mounting	Upright / Pendant Mounting
Connection	Open Ends	Open Ends	DT Connector
Number of LEDs	34	16	16
Length of Cable	800mm	800mm	800mm
Light Output (Effective)	8400lm	3400lm	3400lm
Application	For off-road vehicles such as cross country vehicles, SUVs, pick-ups	For off-road vehicles such as cross country vehicles, SUVs, pick-ups	For off-road vehicles such as cross country vehicles, SUVs, pick-ups
Packaged Contents	(1) LED 7" Spot light (1) Black cover (1) Amber cover (1) Mounting instructions	(1) LED 7" Spot light (1) Black cover (1) Amber cover (1) Mounting instructions	(2) LED 7" Spot light (2) Black cover (2) Amber cover (1) Wiring harness kit with relays, switch and fuses (1) Mounting instructions



 Observe the legal requirements of your country before installation.

EXPERIENCE  
UNMATCHED  
ILLUMINATION:  
CUTTING-EDGE  
DESIGN BY  
HELLA!

Immerse yourself in an exceptional driving light pattern with the HELLA ValueFit Supernova 2.0, combining a cutting-edge design and powerful LED technology for optimal beam distance and spread.

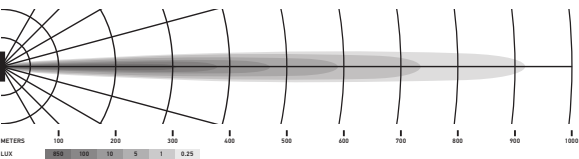




ILLUMINATION



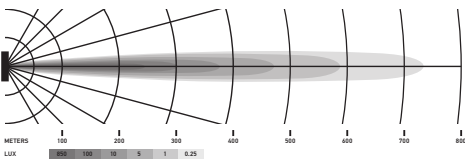
Valuefit 9" SUPERNOVA 2.0 LED SPOT LIGHT



**Lux is the unit of illuminance.**  
It indicates the luminous flux that meets a specific surface from the light source. An example of this is that an office should be illuminated with at least 500 Lux and the human eye can still recognise the letters in a newspaper without any problems at 1 Lux. The values under the Lux bar indicate where the appropriate illuminance is achieved on the light distribution diagrams.



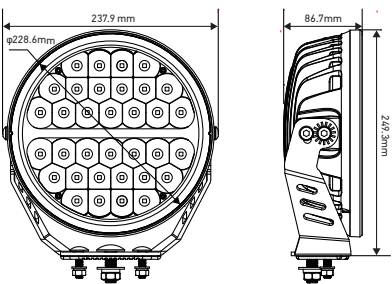
Valuefit 7" SUPERNOVA 2.0 LED SPOT LIGHT



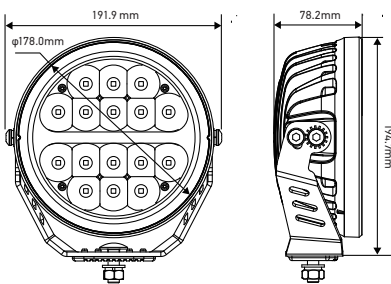
**Ref. 12.5:**  
The reference number (Ref.) is a value that refers to high beam headlamps. Under ECE regulations, this reference number may not exceed the upper limit of 100 per vehicle. This figure includes the two values for the standard high beam (left and right headlamp) plus those of any other high beam headlamps that are mounted. The appropriate value is engraved on the lens of each approved headlamp.

Technical Drawing

Valuefit 9" SUPERNOVA 2.0 LED SPOT LIGHT  
(Surface mounting version)



Valuefit 7" SUPERNOVA 2.0 LED SPOT LIGHT  
(Surface mounting version)





**HELLA Automotive South Africa**

81 Nürburgring Street

Zone 2, Coega SEZ

Port Elizabeth

6001

© HELLA GmbH & Co. KGaA, Lippstadt

Subject to technical and price modifications.