



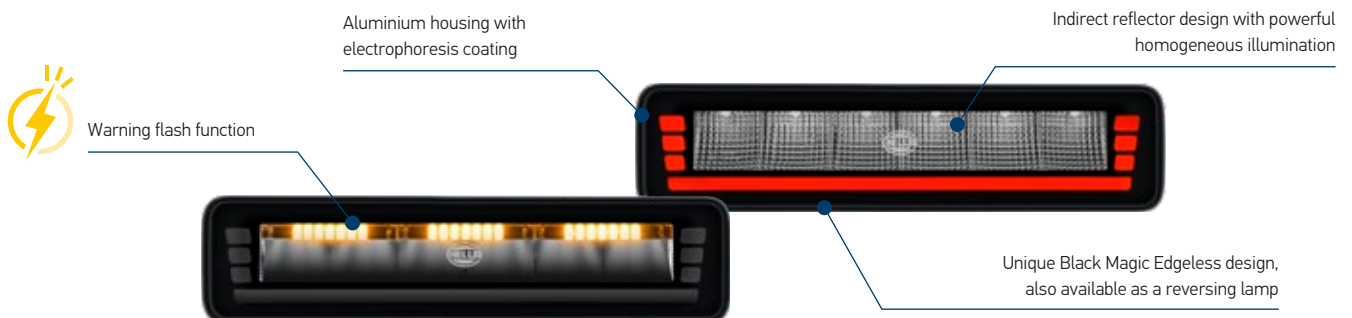
BRIEF INFORMATION

Black Magic Edgeless Pro Mini



- Innovative lighting technology for powerful and homogeneous illumination
- The unique design combines style with function and is available as a work lamp and reversing lamp
- Versatile light functions - with position light, warning flash function and impressive light output of up to 3,500 lumens

PRODUCT FEATURES



The HELLA Black Magic Edgeless Pro Mini combines innovative technology with modern design. Thanks to the indirect reflector design, it provides powerful homogeneous illumination.

The Mini-Lightbar is striking and stylish owing to the edgeless design and is available as a work lamp and reversing lamp. The impressive light output of up to 3,500 lumens sets new standards in compact lighting technology.

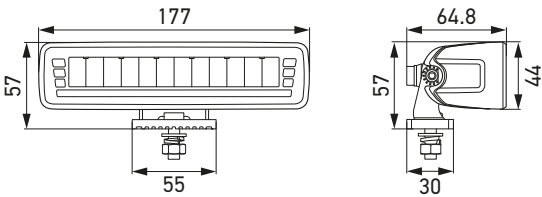
TECHNICAL DETAILS



Technical data		
Version	7" Black Magic Edgeless Pro Mini work lamp	7" Black Magic Edgeless Pro Mini reversing lamp
Operating voltage range	Multi-voltage (10 – 30 V)	
Rated voltage	12 V and 24 V	
Max. power consumption	24 W	9 W without warning flash function, 12 W with warning flash function
Light output (calculated)	3,540 lm	835 lm
Light source	Work lamp with LED position light (white or amber): 6 LEDs, with warning flash function (amber): 27 LEDs	Reversing lamp with LED position light (amber or red): 6 LEDs, with warning flash function (amber): 27 LEDs
Colour temperature	5,700 K	
Material	Housing: Aluminium with electrophoresis coating Cover lens: PC (polycarbonate)	
Weight	500 g	
Ambient temperature	- 30 °C to + 65 °C	
Storage temperature	-40°C to + 85°C	
Degree of protection	IP 68, IP 69K	
Approved	ECE-R10, position light white: ECE-R148, warning flash function: ECE-R65	ECE-R10, position light red, reversing lamp: ECE-R148, warning flash function: ECE-R65
EMC	Warning flash function: CISPR 25 Class 2	
Mounting	Flexible centre bracket for rear mounting	
Connection	800 mm cable with open ends	2,000 mm cable with open ends

The AMBER position light does not have ECE approval: use may be limited to off-road areas away from public roads according to local regulations (see installation instructions). Before connecting the hazard warning flash function, please check whether you belong to one of the groups who are authorised to use hazard warning flashers in the installed direction in accordance with local legislation.


Dimensional sketch



With rear fastening bracket

LIGHT FUNCTIONS

Work lamps



Position light (white)



Position light (amber)



Floodlight / Spotlight



Warning flash function

Reversing lamps



Position light (amber)



Position light (red)



Floodlight

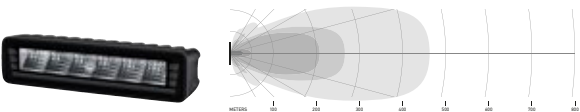


Warning flash function

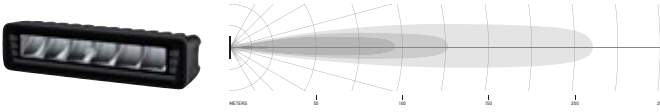
LIGHT DISTRIBUTION

The light distribution patterns each show 1 lamp in operation.

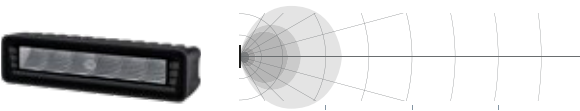
7" Black Magic Edgeless Pro Mini Floodlight work lamp









7" Black Magic Edgeless Pro Mini Spot work lamp



7" Black Magic Edgeless Pro Mini Reversing lamp floodlight



PROGRAM OVERVIEW

Product Image	Description	Light Function	Light Output (effective)	Part Number
Work lamps				
	<p>7" Black Magic Edgeless Pro Mini</p> <p>Contains: 1 x lightbar with 800 mm cable, with open ends, 1 x rear bracket, mounting material</p>	Floodlight, warning flash function, position light white and amber	2,154 lm	1FB 358 236-201
		Spotlight, warning flash function, position light white and amber	2,152 lm	1FB 358 236-211
		Floodlight, position light white and yellow	2,125 lm	1FB 358 236-231
		Spotlight, position light white and amber	2,152 lm	1FB 358 236-241
Reversing lamps				
	<p>7" Black Magic Edgeless Pro Mini reversing lamp</p> <p>Contains: 1 x lightbar with 2,000 mm cable, with open ends, 1 x rear bracket, mounting material</p>	Floodlight, warning flash function, position light amber and red	500 lm	2ZR 358 236-221
		Floodlight, position light amber and red	500 lm	2ZR 358 236-251