



BRIEF INFORMATION

Module 70 LED Generation 5

- › Excellent energy efficiency
- › Groundbreaking light output
- › Compact design for versatile applications

PRODUCT FEATURES

With its Module 70 LED Generation 5 FORVIA HELLA offers a compact work lamp with very high light output. Equipped with 3 high-performance LEDs, it generates 3,500 measured lumens with a low energy consumption of 29 watts (at 12 V) or 27.7 watts (at 24 V) on average. With a light output of over 120 lumens per watt, the LED work lamp is exceptionally energy-efficient. The black housing is made of die-cast aluminium and incorporates cooling fins. These ensure sufficient heat dissipation from the high-power LEDs.

Despite its compact size, the Module 70 LED Generation 5 is a robust work lamp that can be used in many applications. The light beams of the LEDs illuminate the entire work area thanks to the multifaceted reflector and lens. In addition to the classic close- and long-range illumination, the Module 70 LED Generation 5 is also available with a special extra-wide illumination.

The LED work lamp has a colour temperature of 6,500 kelvin and a light colour that is very similar to daylight. This helps to distinguish colours more easily in the dark, and thus facilitate the human eye's sensory perception task while combating fatigue.

The electronics of the Module 70 LED Generation 5 are multi-volt compatible and can therefore be operated with a 12 V and 24 V power supply. The integrated electronics protect the device in the event of polarity reversal and guarantee constant brightness, even when operating voltage fluctuates between 9 and 32 V. In addition, temperature sensors protect the work lamp from overheating. This way the long service life of the LEDs and safe work environment at night can be guaranteed.

The round work lamp is also available in dimmable variants, where the light can be dimmed continuously using a PWM dimmer.

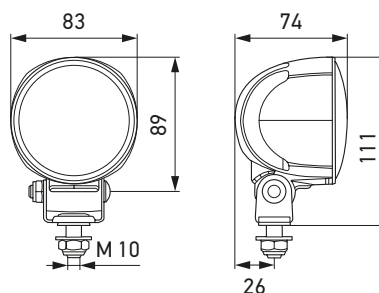
TECHNICAL DETAILS

Technical data	
Operating voltage range	Multi-voltage (9–32 V)
Rated voltage	12 V and 24 V
Current consumption	12 V: Ø 2.2 A* 24 V: Ø 0.99 A**
Power consumption	12 V: Ø 29 W* 24 V: Ø 27.7 W**
Light output (warm)	Ø 3,500 lm
Light source	LED
Colour temperature	6,500 K
Material	Housing: die-cast aluminium Cover lens: glas
Weight	532 g / 455 g (flush mounting)
Temperature range	-40 °C to +85 °C (overheating protection)
Protection class	IP 6K9K, IP 6K8
Approved	ECE-R10
Compliant	RCM, CISPR 25 Class 5 (12 V and 24 V)
Protection	Polarity reversal protection, overvoltage protection
Salt spray resistance	720 h acc. to DIN EN ISO 9227
Mounting	Upright and pendant mounting or flush mounting
Connection	2,000 mm cable

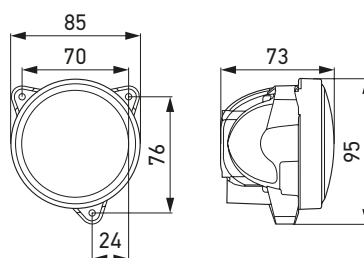
* Warm measured at 13.2 V after 30 minutes of operation.

** Warm measured at 28 V after 30 minutes of operation.

Dimensional sketch

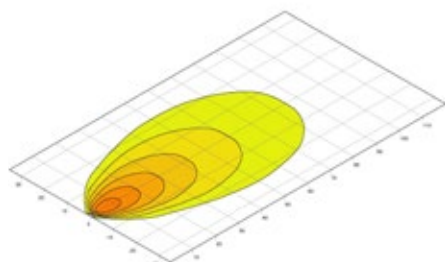


Upright and pendant mounting

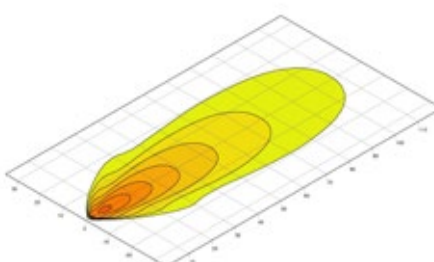


Flush mounting

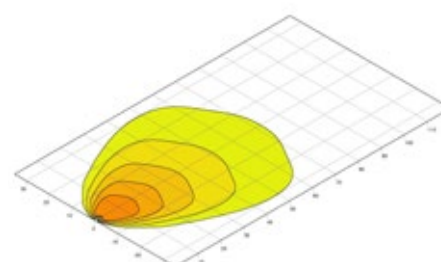
LIGHT DISTRIBUTION



Close-range illumination



Long-range illumination










Extra-wide illumination



Mounting position: 2.5 m high at -3°

PROGRAM OVERVIEW

Product picture	Illumination	Mounting	Variant	Part number
	Close-range illumination	Upright and pendant mounting	Standard	1G0 996 476-001
			Dimmable	1G0 996 476-101
	Close-range illumination	Flush mounting	Standard	1G0 996 476-121
			Long-range illumination	Upright and pendant mounting
	Long-range illumination	Flush mounting		
			Long-range illumination	Flush mounting
	Extra-wide illumination	Upright and pendant mounting		
			Extra-wide illumination	Flush mounting