



## BRIEF INFORMATION

### RokLUME 380N

- › Developed specifically for mining applications
- › Heavy duty bracket for high vibration requirements
- › Light distribution optimised for mining machinery

## PRODUCT FEATURES

The RokLUME 380N features a powerful light engine of up to 7,800 measured lumens and comes with five different light distributions including our industry first **ZEROGLARE** optic. FORVIA HELLA Mining has developed the **ZEROGLARE** illumination with a new reflector design and optical system to bring the safety and comfort of highway driving to mining operations! The **ZEROGLARE** optical system ensures no light will be directed into the eyes of oncoming drivers eliminating the occurrence of discomfort or disability glare. The innovative optical system has a sharp horizontal cut-off line to control the light onto the ground in front of the vehicle and not into the oncoming operator's field of vision.

The RokLUME 380N work lamps run with 5,000 kelvin LEDs to enhance the colour rendering.

The FORVIA HELLA Mining RokLUME 380N is the perfect work lamp for the tough conditions in a mining business. Quality materials like the impact resistant hard-coated polycarbonate lens and the premium anti-corrosion aluminium housing ensure a long service life and maintenance-free lighting product. The heavy duty stainless steel bracket and the rubber dampening system keep everything in check from vibration. The electronic components fulfill the statutory approvals including ECE-R10 and RCM compliance.

Advanced design techniques and assembly robotics ensure that the LED work lamps RokLUME 380N are manufactured to be fully sealed and submersible to meet the stringent requirements of IP 6K9K and IP 6K8, ensuring no dust or water ingress can occur. The RokLUME 380N features an advanced NanoSafe non-stick and easy to clean surface coating. The work lamps are mounted very quickly, thanks to the Nord-Lock washers and the laser engraved inclination angles on the bracket.

# TECHNICAL DETAILS

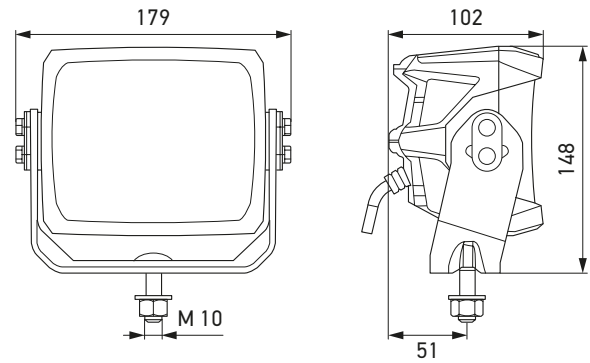
## Technical data

	Work lamp	Auxiliary headlamp
Operating voltage range	Single-voltage (20–32 V)	Single-voltage (9–16 V or 20–32 V)
Rated voltage	24 V	12 V or 24 V
Current consumption	Ø 3.2 A, max. 4.5 A**	12 V: Ø 6.25 A, max. 9.5 A* 24 V: Ø 3.2 A, max. 4.5 A**
Power consumption	Ø 75 W, max. 84 W**	12 V: Ø 75 W, max. 84 W* 24 V: Ø 75 W, max. 84 W**
Light output (warm)	Up to 7,800 lm	
Light source	LED	
Colour temperature	5,000 K	
Material	Housing: die-cast aluminium, NanoSafe coating Cover lens: hard-coated plastic Bracket: stainless steel	
Weight	2,200 g	2,155 g
Temperature range	-40 °C to +85 °C	
Protection class	IP 6K9K, IP 6K8	
Approved	ECE-R10	ECE-R10, ECE-R112.01 Class B (high-beam Ref. 40)
Compliant	RCM, CISPR 25 Class 4	RCM
Protection	Polarity reversal protection, overheating protection	
Salt spray resistance	1,200 h acc. to DIN EN ISO 9227	
Mounting	Upright, pendant and horizontal mounting	
Connection	300 mm cable with DEUTSCH DT connector 2-pin, DEUTSCH DT counterpart 2-pin enclosed	

\* Warm measured at 13.2 V after 30 minutes of operation.

\*\* Warm measured at 28 V after 30 minutes of operation.

## Dimensional sketch

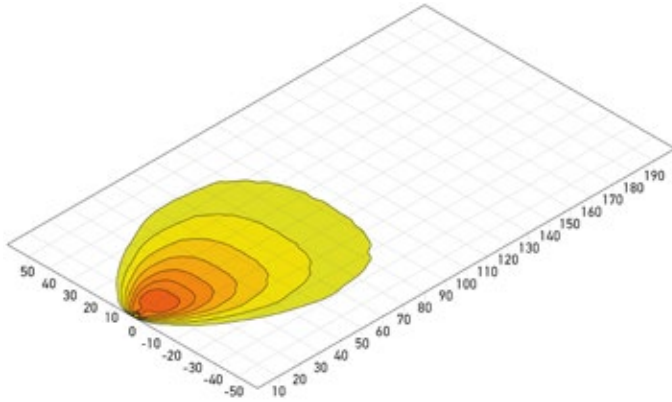


# PROGRAM OVERVIEW

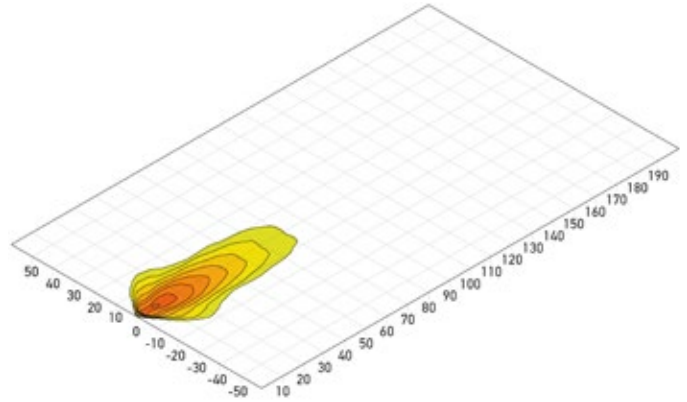
Product picture	Illumination	Rated voltage	Bracket	Part number
<b>Work lamps</b>				
	Close-range illumination	24 V	Heavy duty	<b>1GA 996 197-011</b>
	Long-range illumination	24 V	Heavy duty	<b>1GA 996 197-021</b>
	ZEROGLARE illumination	24 V	Heavy duty	<b>1GA 996 197-261</b>
		24 V	Special bracket*	<b>1GA 996 197-191</b>
	Pencil beam illumination	24 V	Heavy duty	<b>1GA 996 197-041</b>
		24 V	Special bracket*	<b>1GA 996 197-201</b>
	Extra-wide illumination	24 V	Heavy duty	<b>1GA 996 197-031</b>
<b>Auxiliary headlamps</b>				
	High beam	12 V	Heavy duty, black coated	<b>1FA 996 197-151</b>
		24 V	Heavy duty	<b>1FA 996 197-181</b>

\* For Komatsu electric Mining Trucks 730E-980E

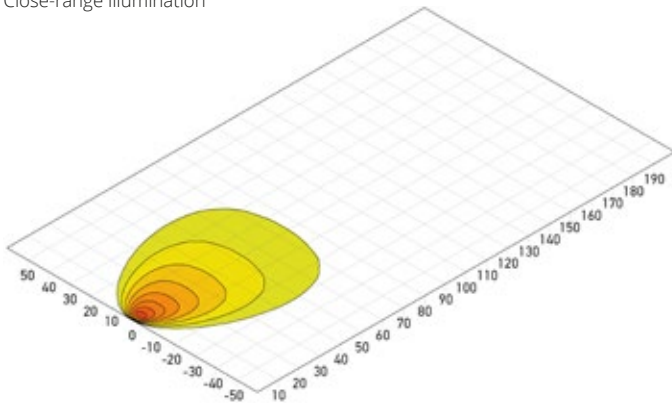
# LIGHT DISTRIBUTION WORK LAMPS



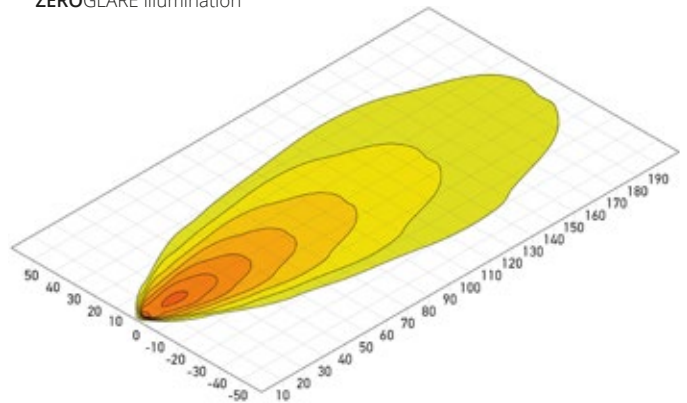
Close-range illumination



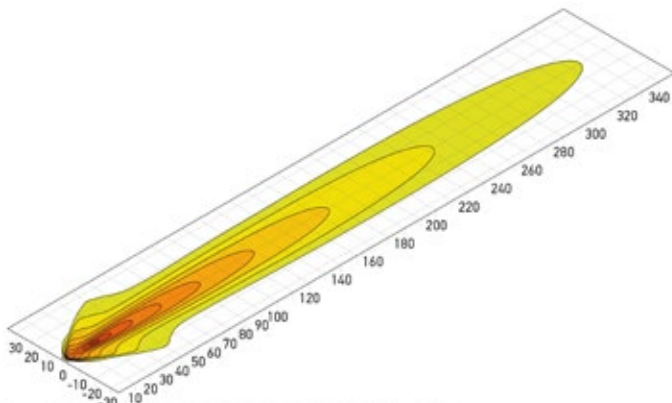
ZEROGLARE illumination



Extra-wide illumination



Long-range illumination

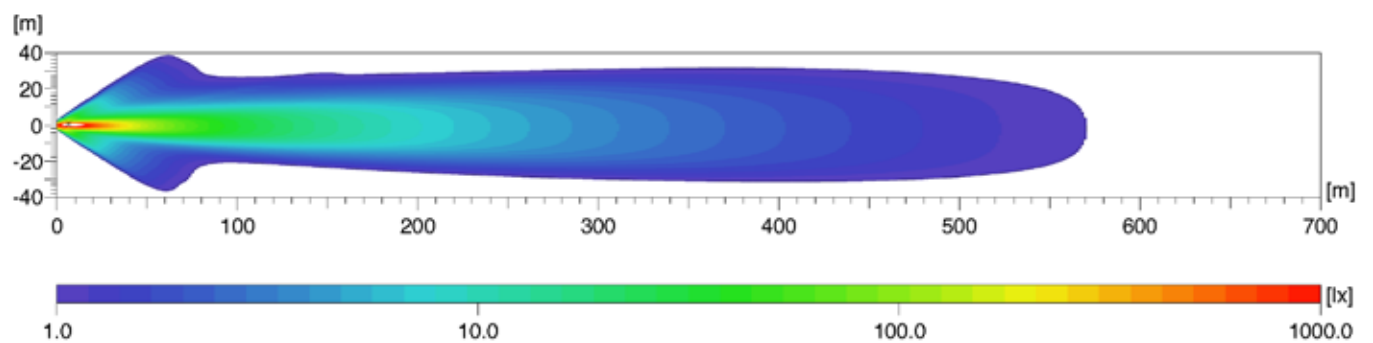


Pencil beam illumination

lux >= 0 1 2 4 8 16 32 64 128 192 256

Mounting position: 2.5 m high at -8° (close-range and extra-wide illumination), -3° (long-range and pencil beam illumination) or 0° (ZEROGLARE illumination)

# AUXILIARY HEADLAMP



High beam with reference number 40  
The light distribution shows 2 active high beam headlamps.