



BRIEF INFORMATION

Combination lamp LeanLED II for front and rear

- › Homogeneous illumination due to "Glowing Body" technology
- › Efficient lighting technology thanks to EdgeLight technology
- › New light functions integrated – with reversing light and reflex reflector
- › Slim, modern and compact design
- › Universal design language for front and rear

PRODUCT FEATURES

The combination lamp LeanLED II is the smart solution for modern vehicles – suitable for use both at the front and rear. Thanks to innovative "Glowing Body" technology, it impresses with particularly homogeneous light distribution as tail light and position light. This factor is complemented by EdgeLight technology, used for all further light functions – particularly efficient, as fewer LEDs and material are required. A modern design rounds off the powerful overall package.

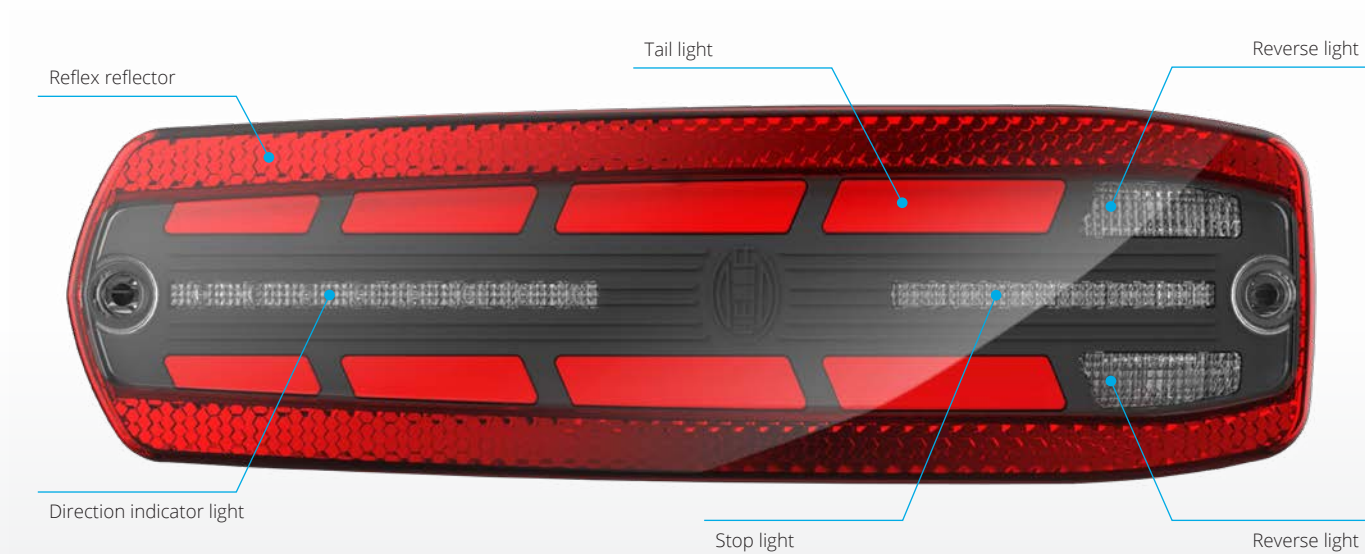
LeanLED II is available with and without ISO pulse and can be easily attached to the same assembly points as its predecessor model LeanLED (343 910).

The version for the rear now offers five functions and thus goes beyond the previous model's functionality: in addition to tail light, stop light and direction indicator light, it now also provides a reverse light and an integrated reflex reflector. The front lamp combines position light and direction indicator light in a compact housing. Thanks to its uniform design language, LeanLED II ensures a coherent appearance of the vehicle from front to rear.

Safety is a top priority: the light functions for front and rear direction indicator as well as the the tail light function were developed in according to the technical aspects of ISO 26262:2018 in accordance with ASIL A, the stop light function in accordance with ASIL B.

LIGHT FUNCTIONS

REAR LAMP



Tail light



Stop light




Direction indicator light




Reverse light

FRONT LAMP



Position light



Direction indicator light

APPLICATION EXAMPLES

REAR LAMP IN FUNCTION



Tail and reverse light

Tail and direction indicator light

FRONT LAMP IN FUNCTION



Position light

Position and direction indicator light

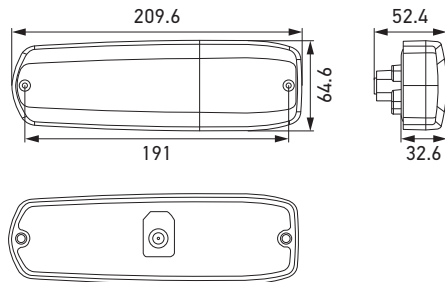
TECHNICAL DETAILS

Technical data

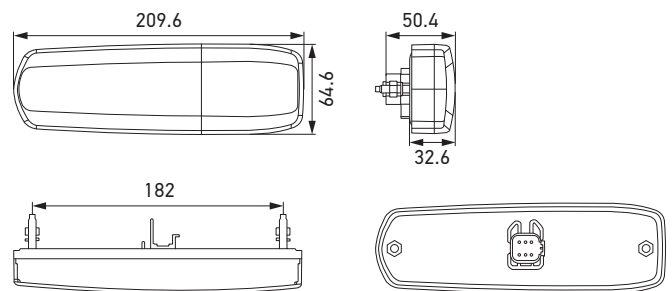
Rated voltage	Rear lamp: 12 V and 24 V Front lamp: 12 V		
	13.5 V	28 V	
Position light (front)	min. 215.1 mA max. 303.6 mA	-	
Direction indicator light (front)	min. 535.5 mA max. 829.4 mA	-	
Current consumption	Direction indicator light (rear)	min. 123.3 mA max. 202.4 mA	min. 76.5 mA max. 116.6 mA
	Tail light	min. 118.8 mA max. 237.6 mA	min. 73.8 mA max. 147.4 mA
	Reverse light	min. 90.9 mA max. 138.6 mA	min. 54.9 mA max. 81.4 mA
	Stop light	min. 96.3 mA max. 148.5 mA	min. 101.7 mA max. 150.7 mA
Light function	Rear lamp: Tail light, stop light, direction indicator light, reverse light and reflex reflector Front lamp: Position light and direction indicator light		
Light source	LED		
Material	Housing: PC and ABS Lens: PMMA		
Temperature range	- 40 °C to + 60 °C		
Protection class	IP 6K9K		
Approved	UN-R148, UN-R10		
Compliant	CISPR 25 Class 3		
Specification	FORVIA HELLA Standard 67101 Class 7.2 (Agro Plus)		
Mounting	Horizontal mounting		
Connection	Rear lamp: DEUTSCH DT connector or cable (500 mm long) with open ends Front lamp: DEUTSCH DT connector		

Dimensional sketch

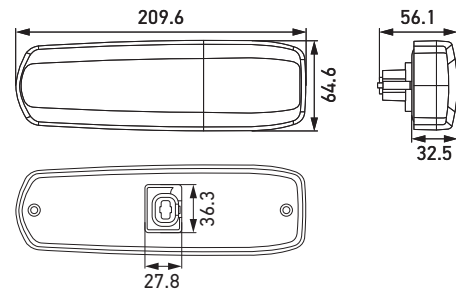
Rear lamp (with screw holes)



Rear lamp (with stud screws)



Front lamp (with stud screws)



PROGRAM OVERVIEW

Voltage	Reverse light	ISO pulse	Connection	Assembly	Part number
REAR LAMP					
12 V	Yes	Yes	Cable with open ends	With screw holes	2VP 327 300-011
				With M6 stud screw	2VP 327 300-021
			6-pin DEUTSCH DT connector	With screw holes	2VP 327 300-031
				With M6 stud screw	2VP 327 300-041
24 V	Yes	Yes	Cable with open ends	With screw holes	2VP 327 300-051
				With M6 stud screw	2VP 327 300-061
			6-pin DEUTSCH DT connector	With screw holes	2VP 327 300-071
				With M6 stud screw	2VP 327 300-081
12 V	No	Yes	Cable with open ends	With screw holes	2VA 327 300-091
				With M6 stud screw	2VA 327 300-101
			6-pin DEUTSCH DT connector	With screw holes	2VA 327 300-111
				With M6 stud screw	2VA 327 300-121
24 V	No	Yes	Cable with open ends	With screw holes	2VA 327 300-131
				With M6 stud screw	2VA 327 300-141
			6-pin DEUTSCH DT connector	With screw holes	2VA 327 300-151
				With M6 stud screw	2VA 327 300-161
12 V	Yes	No	Cable with open ends	With screw holes	2VP 327 300-171
				With M6 stud screw	2VP 327 300-181
			6-pin DEUTSCH DT connector	With screw holes	2VP 327 300-191
				With M6 stud screw	2VP 327 300-201
24 V	Yes	No	Cable with open ends	With screw holes	2VP 327 300-211
				With M6 stud screw	2VP 327 300-221
			6-pin DEUTSCH DT connector	With screw holes	2VP 327 300-231
				With M6 stud screw	2VP 327 300-241
12 V	No	No	Cable with open ends	With screw holes	2VA 327 300-251
				With M6 stud screw	2VA 327 300-261
			6-pin DEUTSCH DT connector	With screw holes	2VA 327 300-271
				With M6 stud screw	2VA 327 300-281
24 V	No	No	Cable with open ends	With screw holes	2VA 327 300-291
				With M6 stud screw	2VA 327 300-301
			6-pin DEUTSCH DT connector	With screw holes	2VA 327 300-311
				With M6 stud screw	2VA 327 300-321
FRONT LAMP					
12 V	-	Yes	4-pin DEUTSCH DT connector	With M6 stud screw	2BE 327 800-011