



## BRIEF INFORMATION

### Trailer connection devices 24 V / 12 V

- Power transmission from 24 V to 12 V voltage systems
- Power supply for 12 V lighting
- Uncomplicated integration without data interface

## PRODUCT FEATURES

### Application


Allows the use of 12 V trailers on vehicles with 24 V operating voltage.

### Design and function

The trailer connection unit has 7 channels for the trailer lamp function. Malfunction of a 12 V trailer's direction indicator is indicated by the series control lamp.

Known vehicle restrictions: Not for Mercedes-Benz Atego model series MP2, not for DAF 75.360 CF Vehicle applications between towing vehicle and trailer must be checked before permanent installation; especially for towing vehicles equipped with a bulb failure check.

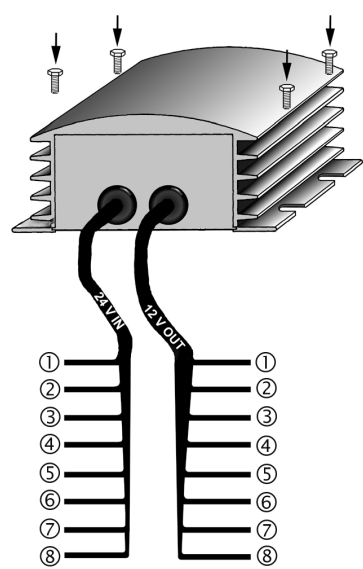
## TECHNICAL DETAILS

Technical data	
Operating voltage range	Multi-voltage (9-32 V)
Rated voltage	24 V and 12 V
Power per switching channel	2 x 21 W
Power per direction indicator	21 W
Operating temperature	-30°C to +80°C
Polarity reversal protection	Yes
Degree of protection	IP 5K9K in accordance with DIN 50021-55
Approved	 03 5386
Protection	Reverse polarity protection
Idle current	8 mA
Control current of the switching channels	2.5 mA
Voltage loss of the switching channels	200 mV

# TECHNICAL DETAILS

## Pin assignment

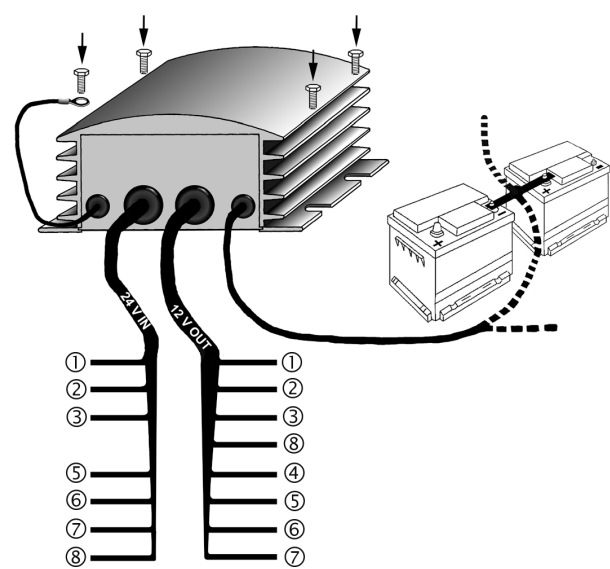
Electrical connection 5DS 008 125-011



**Cable colour**

1 amber	Direction indicator light, left	1 amber	Direction indicator light, left
2 green	Direction indicator light, right	2 green	Rear fog light
3 blue	Rear fog light	3 blue	Ground
4 white	Ground	4 white	Direction indicator light, right
5 black	Tail light, left	5 black	Tail light, right
6 brown	Tail light, right	6 brown	Stop light
7 red	Stop light	7 red	Tail light, left
8 grey	Reverse light	8 grey	Reverse light

Electrical connection 5DS 008 125-001



**Cable colour**

1 amber	Direction indicator light, left	1 amber	Direction indicator light, left
2 green	Direction indicator light, right	2 green	Rear fog light
3 blue	Rear fog light	3 blue	Ground
5 black	Tail light, left	4 white	Direction indicator light, right
6 brown	Tail light, right	5 black	Tail light, right
7 red	Stop light	6 brown	Stop light
8 grey	Reverse light	7 red	Tail light, left
		8 grey	Reverse light

## PROGRAM OVERVIEW

Voltage range	Variants	Part number	PU*
24 V / 12 V	With integrated voltage transformer; operation possible without a separate charge compensation unit	5DS 008 125-011	1
24 V / 12 V	Separate charge compensation unit or a separate voltage transformer with 8 A 12 V required**	5DS 008 125-001	1

\* Packaging unit  
\*\* The following devices can be used for this purpose: 8ES 008 123-001, 8ES 008 124-001 or 8ES 006 658-021