



LUMINATOR LED

BRIEF INFORMATION

Luminator LED auxiliary driving lamp

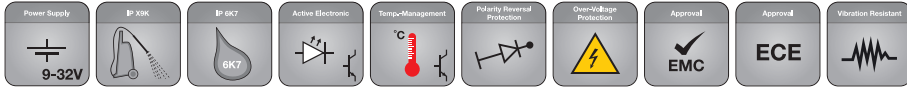


PRODUCT FEATURES

Luminator LED:

- Auxiliary driving lamp with futuristic look boasting state-of-the-art LED technology
- The striking night design is created by the LED position light with its characteristic hexagonal contoured design
- Switched on, the clear, cold-white radiating LED light has a characteristic lighting design by day and night
- Immediate response for attention-grabbing headlight flashing
- EdgeLight technology has been applied for a more intensive appearance of the position light
- The horizontal cooling fin in the auxiliary headlamp with a cooling surface of 230 cm² brings about efficient thermal management
- Replaceable LED headlamp insert with shock-resistant PC cover lens
- Sturdy, high-quality full-metal headlamp with housing and fixing bracket of zinc diecasting
- Mounting bracket with tool-free "comfort pre-adjustment" for precision adjustment of the tilt setting
- Electronics components qualified according to automotive standard
- Multi-voltage: suitable for 12 V and 24 V rated voltage
- High beam with reference number 25 or 50 and with position light
- ECE type-approved (ECE R112 high beam, ECE R7 position light, ECE R10 EMC)
- Weight 2,700 g
- Power consumption with 12 V: position light 2.4 W and high beam 14.5 W
- Power consumption with 24 V: position light 5 W and high beam 14.5 W

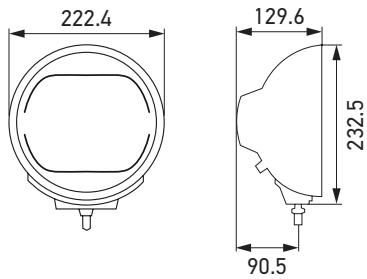
PROGRAMME OVERVIEW



Chromium

Metal

- LED high-beam headlamp with LED position light
- With connecting cable
- Mounted fixing bracket
- Mounting instructions
- Protection classes: IP X9K, IP 6K7



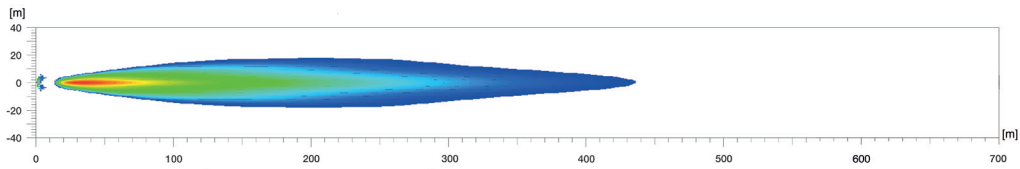
Upright mounting.
Tilt angle +/- 7°

Description	Part number
Luminator LED high-beam headlamp, metal (ECE Ref. 25) Multi-voltage 12 / 24 V	1F8 016 560-001
Luminator LED high-beam headlamp, metal (ECE Ref. 50) Multi-voltage 12 / 24 V	1F8 016 560-011
Luminator LED high-beam headlamp, chromium (ECE Ref. 25) Multi-voltage 12 / 24 V	1F8 016 560-021
Luminator LED high-beam headlamp, chromium (ECE Ref. 50) Multi-voltage 12 / 24 V	1F8 016 560-031
Spare parts*	
Headlamp insert (ECE Ref. 25) with LED position light	1F8 241 400-011
Headlamp insert (ECE Ref. 50) with LED position light	1F8 241 429-011

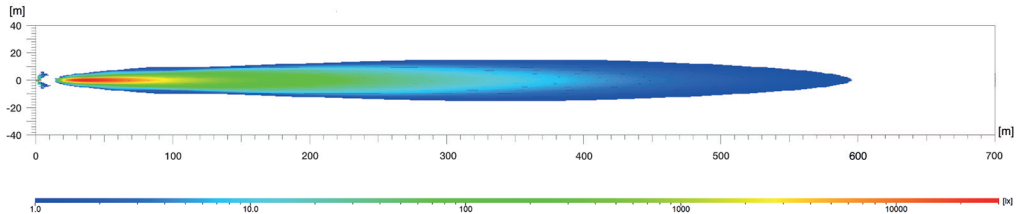
* Also for upgrading the Luminator Halogen

LIGHT DISTRIBUTIONS

1) Luminator LED with reference number 25



2) Luminator LED with reference number 50



The light distribution shows 2 active high-beam headlamps in each case.

Lux is the unit of illuminance.

It indicates the luminous flux that meets a specific surface from the light source. An example of this is that an office should be illuminated with at least 500 Lux and the human eye can still read a newspaper without any problems at 1 Lux. The values under the Lux bar indicate where the appropriate illuminance is achieved on the light distribution diagrams.

Ref. 25, 50:

The reference number (Ref.) is a value that refers to high-beam headlamps. Under ECE regulations, this reference number may not exceed the upper limit of 100 per vehicle. This figure includes the two values for the standard high beam (left and right headlamp) plus those of any other high-beam headlamps that are mounted. The appropriate value is engraved on the cover lens of each approved headlamp.



See the light!

Auxiliary headlamps from HELLA. The right light for every situation.

www.hella.com/upc

www.hella.com/truck

www.hella.com/offroad

www.hella.com/eliver