



Please scan the QR code and discover more information about the product!

BRIEF INFORMATION

Modular Lightbar

- Double or triple flash pattern (ECE-R65)
- Various configurations and lengths available
- Operating unit with visual feedback

PRODUCT FEATURES

Alongside its long-range warning function with its amber, flashing signal, the modular roof bar offers further additional functions according to the variant chosen and impresses with its modern and extremely flat design. The roof bar consists of the technical base, the side panels with amber warning light and sometimes an additional Alley Light, and the middle part, which houses various individual modules. The Modular Lightbar is just 52 mm high and can either be screwed directly onto the vehicle roof or attached slightly higher using a bracket included in the scope of delivery.

The standard base of the Modular Lightbar is controlled with a wired operating unit. A Bluetooth-compatible base was also developed, which enables wireless operation for the first time. This wireless feature cannot be retrofitted and has to be chosen when selecting the product.

All of the roof bar's individual modules contain energy-efficient LEDs and offer additional functions beyond traditional warning lighting, such as work lighting or generating a tail, stop or direction indicator light. If the bar is chipped by a stone or damaged in another way, the centre section's modular design enables it to be repaired quickly. The individual modules are available as spare parts on request and can be easily replaced. The remote control is self-explanatory and enables optimal control of the various light functions with its visual feedback.

The product is available in three different lengths with a pre-configured centre section. These are suitable for a variety of applications with carefully selected individual modules. Depending on the order quantity, other configurations and lengths are available on request in addition to the variants shown.

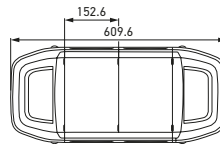
TECHNICAL DETAILS



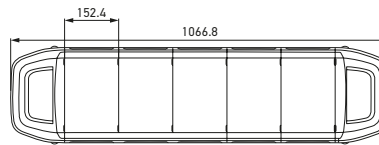
Technical data

Operating voltage	Multi-voltage (10 – 30 V)
Rated voltage	12 V / 24 V
Current consumption	Depends on product equipment
Power consumption	Depends on product equipment
Light source	LED
Temperature range	-40 °C to +65 °C
Protection class	IP 6K4K, IP X9K
Type approval	ECE-R65, ECE-R148
EMC protection	ECE-R10, CISPR25 Class 3, RCM
Connection	4,000 mm cable with open cable end

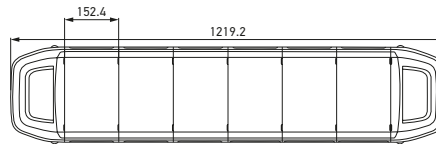
Dimensional sketches



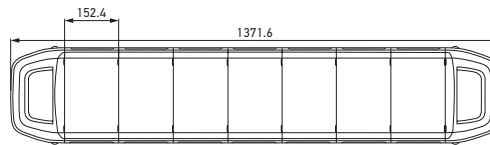
Modular Lightbar, 609.6 mm, 2 centre modules



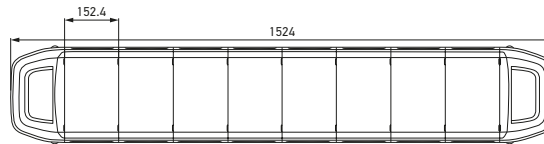
Modular Lightbar, 1,066.8 mm, 5 centre modules



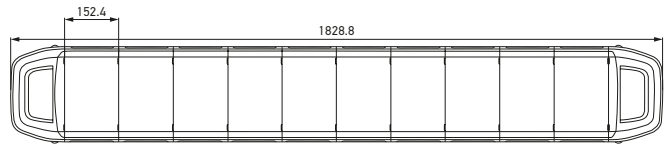
Modular Lightbar, 1,219.2 mm, 6 centre modules



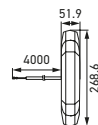
Modular Lightbar, 1,371.6 mm, 7 centre modules



Modular Lightbar, 1,524 mm, 8 centre modules



Modular Lightbar, 1,828.8 mm, 10 centre modules



OPERATION



Control unit, wired 9SX 863 535-101

This control unit is connected to the Modular Lightbar via a cable. It is only suitable for the standard base and is included in the scope of delivery of the relevant product configurations.



Control unit, wireless 9SX 863 535-201

This control unit is connected to the Modular Lightbar wirelessly via Bluetooth and requires the base of the product to be Bluetooth compatible. It is included in the scope of delivery of the relevant configurations.



On/off switch 9SX 863 535-001

Upon request, it is possible to operate the Lightbar with a toggle switch. This is only suitable for toggling a single light function (amber warning light). One of the toggle switches is used to turn the light function on and off, the other changes the flashing pattern.

APPLICATION EXAMPLES

5 centre modules



Front side



Rear side



Side panel with amber warning light

6 centre modules



Front side



Rear side



Side panel with amber warning light and Alley Light

MODULES



Side panel with amber warning light

The side panel of the Modular Lightbar contains a large area for emitting a long-range, flashing warning signal.



Side panel with amber warning light and Alley Light

The variant with an additional work light (Alley Light) in the side panel of the roof bar offers further benefits. It provides greater illumination next to the vehicle when needed.



2XD 863 556-001

Amber warning light

This centre module generates a long-range, amber warning signal and, as a supplement to the side panels, enhances the warning effect. The additional warning light is homologated ex works.



1GA 863 556-101

"Take down" work light

The "Take down" work light module provides greater illumination in front of or behind the vehicle.



2SD 863 556-201

Tail-stop-direction indicator module

The Modular Lightbar can be connected to the vehicle functions and then also generates a tail, brake or direction indicator signal (repeater) like the vehicle's lamps.



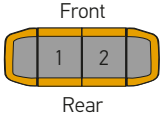
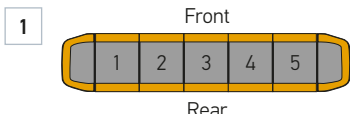
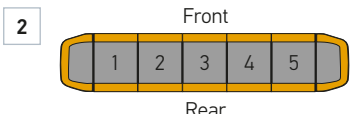
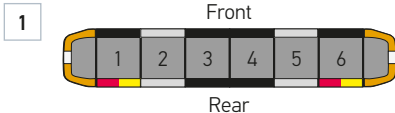
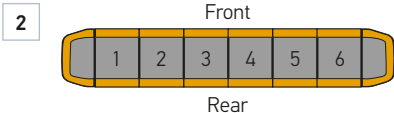
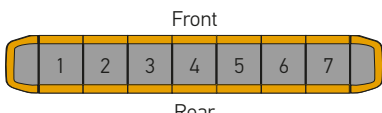
2XX 863 556-301






Black cover

This module is plain black and blends in perfectly alongside other centre modules when no lighting function is required in an area.

The individual modules are also available as spare parts so that, if they get damaged, they can be swapped without having to replace the entire roof bar. Modules with customised lettering are also available on request.

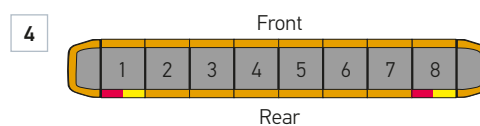
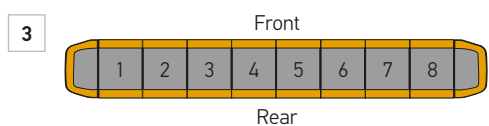
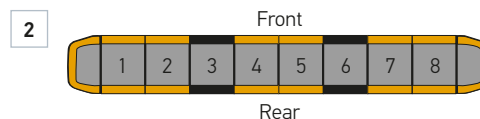
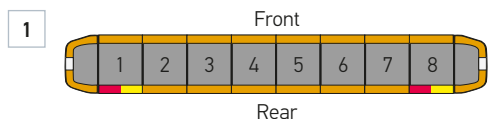
PROGRAM OVERVIEW

Variant	Power consumption	Part number
2 centre modules		
609.6 mm (2 centre modules), incl. on/off switch	66 W	2RL 014 567-071
		
5 centre modules		
1 1,066.8 mm (5 centre modules), incl. wired control unit	80 W	2RL 014 567-011
2 1,066.8 mm (5 centre modules), incl. wireless control unit		2RL 014 567-061
 		
6 centre modules		
1 1,219.2 mm (6 centre modules), incl. wired control unit	105 W	2RL 014 607-011
2 1,219.2 mm (6 centre modules), incl. on/off switch	86 W	2RL 014 567-081
 		
7 centre modules		
1,371.6 mm (7 centre modules), incl. wired control unit	90 W	2RL 014 567-021
		

-  Black cover
-  Tail-stop-direction indicator module
-  Amber warning light
-  "Take Down" work light
-  Alley Light

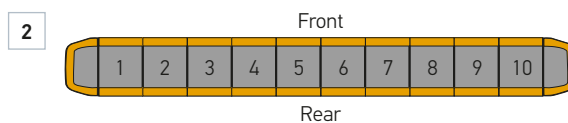
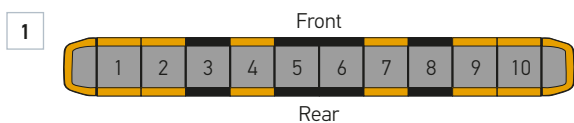
PROGRAM OVERVIEW

Variant	Power consumption	Part number
8 centre modules		
1 1,524 mm (8 centre modules), incl. wired control unit	125 W	2RL 014 607-051
2 1,524 mm (8 centre modules), incl. on/off switch	88 W	2RL 014 567-091
3 1,524 mm (8 centre modules), incl. on/off switch	96 W	2RL 014 567-101
4 1,524 mm (8 centre modules), incl. wireless control unit	110 W	2RL 014 567-131



10 centre modules

1 1,828.8 mm (10 centre modules), incl. on/off switch	90 W	2RL 014 567-111
2 1,828.8 mm (10 centre modules), incl. on/off switch	106 W	2RL 014 567-121



Black cover



Tail-stop-direction indicator module



Amber warning light



"Take Down" work light



Alley Light