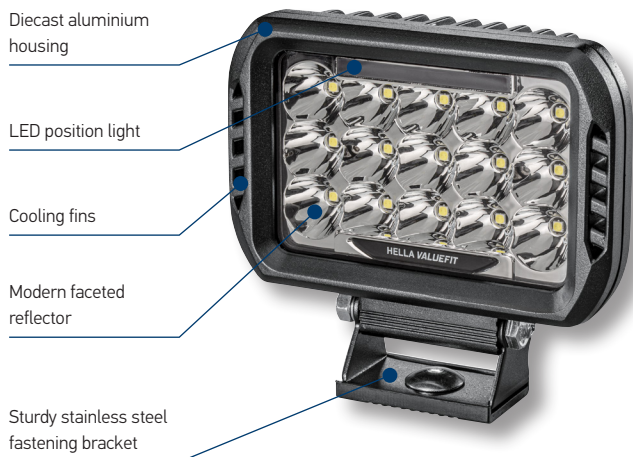




## BRIEF INFORMATION

### HELLA VALUEFIT 450 LED

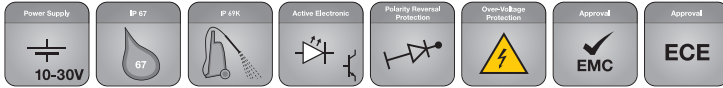
- LED high beam headlamp with LED position light
- Powerful light output with a compact design
- Modern reflector design



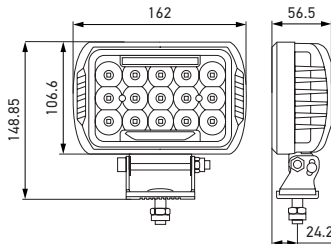
## PRODUCT FEATURES

- LED high beam headlamp including LED position light in linear form
- For an easy change from halogen to LED
- The LED high beam headlamp is designed in such a way that its compact dimensions make it suitable for small installation spaces
- The robust diecast aluminium housing is equipped with cooling fins for heat dissipation of the high-power LEDs
- 15 light-intensive high-power LEDs and the full-surface, faceted reflector ensure homogeneous illumination
- Sturdy stainless steel fastening bracket for optimum vibration-proof hold
- Easily adjustable tilt angle
- For upright or pendant mounting
- Universally applicable for 4x4, SUV, pickup trucks and much more
- Multi voltage: 10 – 30 V
- Protection class: IP 67
- ECE type tested: ECE R10 and ECE R112
- CISPR 25 Class 4

# PROGRAMME OVERVIEW



- HELLA VALUEFIT 450 LED, multi voltage 12 / 24 V, 75 W
- LED auxiliary high beam headlamp
- Including fastening bracket

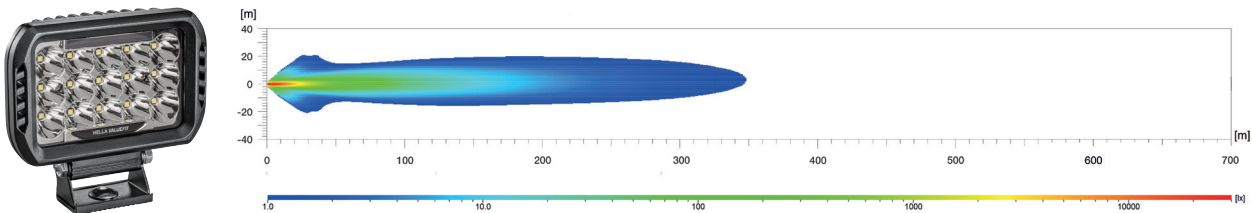


Description	Part number
<b>Single headlamp with 800 mm connecting cable and 3-pin DEUTSCH DT connection*</b>	
LED high beam headlamp, single (ECE Ref. 12.5)	1FE 358 154-031
<b>Headlamp with connecting cable and black cap to protect against stones and gravel throw*</b>	
LED high beam headlamp, single (ECE Ref. 12.5), with 500 mm connecting cable	1FE 358 154-041
Set: 2 headlamps, (ECE Ref. 12.5), 800 mm connecting cable with 3-pin DEUTSCH DT-connection, relay, switch	1FE 358 154-051
<b>Accessories (Offroad only)</b>	
Amber stone shield, single*	8XS 358 154-061

\* The use of protective caps in public road traffic is subject to local laws. While some countries stipulate the use of protective caps, this is not permitted in others. Before using them on public roads, please check with the relevant government authority.

## LIGHT DISTRIBUTION

HELLA VALUEFIT 450 LED with reference number 12.5



The light distribution shows 2 operational headlamps.

### Lux is the unit of illuminance.

It indicates the luminous flux that meets a specific surface from the light source. An example of this is that an office should be illuminated with at least 500 Lux and the human eye can still recognise the letters in a newspaper without any problems at 1 Lux. The values under the Lux bar indicate where the appropriate illuminance is achieved on the light distribution diagrams.

### Ref. 12.5:

The reference number (Ref.) is a value that refers to high beam headlamps. Under ECE regulations, this reference number may not exceed the upper limit of 100 per vehicle. This figure includes the two values for the standard high beam (left and right headlamp) plus those of any other high beam headlamps that are mounted. The appropriate value is engraved on the lens of each approved headlamp.



See the light!

Auxiliary headlamps from HELLA. The right light for every situation. Try them out online now!

[www.hella.com/upc](http://www.hella.com/upc)

[www.hella.com/truck](http://www.hella.com/truck)

[www.hella.com/offroad](http://www.hella.com/offroad)

[www.hella.com/eliver](http://www.hella.com/eliver)