



**FEATURE PRODUCTS**  
**HEAVY VEHICLE LIGHTING**



# BUILT TO LAST

## UNIVERSAL LIGHTING BY HELLA

Light is essential for both seeing and being seen. This is crucial for the heavy vehicle sector where professional drivers and vehicles travel long distances day and night. Rely on HELLA quality lighting for productivity while keeping vehicle operators and road users safe.

For over 120 years HELLA has been developing innovative lighting systems that provide optimal illumination, offering a higher level of driving comfort, increased productivity, reliability and safety.

With a comprehensive range of LED front, side and rear signal and marker lamps, driving lamps, work lamps and accessories HELLA products have been tried, tested and proven in the Australian and New Zealand road transport sector for over three decades.

HELLA products are manufactured using high quality, corrosion resistant materials that have been tested and proven to be ultra-durable in extreme environments and harsh conditions - that's why HELLA is the right partner for you.

In this brochure is a selection of universal lighting products designed for the heavy vehicle sector. For the complete product portfolio visit [hella.com.au](http://hella.com.au)









# HELLA New Zealand - Manufacturing products for Australia since 1973

With a reputation for innovation and an uncompromising approach to quality, HELLA New Zealand is regarded as a manufacturing centre of excellence within the global HELLA group.

Established in 1973, HELLA New Zealand began developing and manufacturing high quality, robust LED vehicle lighting products to meet the unique requirements and challenges of end users in Australia and New Zealand. A strong partnership soon formed between HELLA's Australian and New Zealand operations, and for almost 50 years many joint projects that began by creating new and innovative solutions to the challenges of their local markets have resulted in products that have gone on to achieve global success.

## Technology Leaders

HELLA New Zealand was one of the pioneers of LED lighting, with its research and development recognising the enormous advantages of LED technology for commercial vehicle, mining and marine lighting applications in the early 1990s. Over the last two decades, some of HELLA's most innovative LED lighting products have originated from HELLA New Zealand's design and manufacturing plant in Auckland and its electronics assembly plant in Waihi.

Today, HELLA New Zealand has world-class expertise in LED lighting technology. Its dedicated in-house electronic and optical design engineers develop innovative products with smart electronics that provide enhanced features, class-leading reliability and energy efficiency. High quality, corrosion resistant materials that stand the test of time are used for chassis, lenses and mounts to achieve high levels of impact resistance and durability, such as optical nylon, which is far stronger than conventional plastics.

The Auckland facilities cover some 7500m<sup>2</sup> and boast state of the art, highly automated manufacturing capabilities. The Waihi electronics plant, purpose built in 2007, boasts the latest automated, high precision assembly systems that place 70,000 LEDs onto circuit boards each day. Huge investment has been made in state of the art, computer-controlled moulding machines that enable extremely precise moulding tolerances to be achieved, down to as little as plus or minus .02mm.

In accordance with HELLA's commitment to environmental sustainability, the Auckland factory uses 100 per cent renewable energy and 95 per cent of waste material generated during the moulding process gets recycled into packing trays and glue tubes, and for purging machines between different types of plastics.

## Fit and Forget - by Design

HELLA New Zealand's fit and forget – by design philosophy reduces ownership costs for fleets with maintenance-free lighting solutions, such as the DuraLED® series of LED marker and signal lamps which provide maximum visibility and an unrivalled service life that's supported by an industry-leading lifetime warranty.

Originally conceived in 1996 and trialled for the very first time in 1998, DuraLED® marker and signal lamps revolutionised the market by eliminating vehicle downtime as a result of globe failures, dust or water ingress, or damage caused by debris and, in doing so, reducing costs for fleet operators.

Ongoing product upgrades, including design changes, the introduction of Grilamid® lenses for improved impact-resistance and the latest electronics, have enabled DuraLED® to remain at the forefront of the market.

## Quality Assured


Every product that leaves HELLA New Zealand's facilities is individually tested, and every order line is QA inspected. On-site testing facilities subject products to extremes of temperature, intense UV light, exposure to chemicals, and in humid and salt-laden conditions to ensure that they perform under stresses that greatly exceed those of most real-world situations.

## A Lifetime of Service

With over 20 years of strenuous testing, continuous improvement and proven reliability in use on the roads of Australia and New Zealand, HELLA Australia is proud to stand by the unique DuraLED® lifetime warranty\*, which warrants every DuraLED® product to last the economic life of the vehicle they were first installed on.

However, in the unlikely event that you should experience a confirmed warranty-related problem with DuraLED®, our commitment to your satisfaction ensures that HELLA will either repair or replace the product or refund the purchase price.

*\*This warranty does not cover claim/s as a result of normal wear and tear, any modifications, alterations, non-compliance of assembly, service and operating instructions and/or any unfit or improper use. Repair, replacement or refund is at HELLA's sole discretion.*





**01 GRILAMID® LENS**

Toughness against impact.  
UV & chemical resistant.  
Will not fade or embrittle.

**03 FIT & FORGET**

Expertly designed and  
precision manufactured.

**02 LEDS**

High quality LEDs &  
the latest electronic  
technology.

**04 RELIABILITY**

Continuous improvement  
& strenuous testing for an  
ultra long operating life.

## DURALED® **BUILT TO LAST**

HELLA's growing range of DuraLED® lamps, incorporating the latest LED technology, have proven to be the superior economic and environmental choice for transport operators in Australia. DuraLED® has a track record to last the distance. The first DuraLED® lamps were supplied in 1998, some 20 years ago and are still in use today.

Fully sealed against dust and moisture to International Protection Standards IP 6K6/IP 6K7, and compliant with current ADR (Australian Design Rules). As a result, these lamps are approved for use in Australia and New Zealand.

Once again following market demand, we now offer a range of selected models of DuraLED® lamps with moulded-in-Deutsch (DT) Connectors.

HELLA's innovative DuraLED® lamps are designed for use on trucks, buses, caravans, emergency vehicles and speciality applications.

# DuraLED® SIGNAL LAMPS

## LIFETIME WARRANTY

HELLA Australia offers a Lifetime Warranty for all automotive LED based lighting products that carry the DuraLED® brand.

Whenever you see this DuraLED® logo you will have the confidence to install products that are designed and warranted to last the economic life of the vehicle they were first installed on.



DuraLED® Stop/Rear Position Lamp with Night Light  
- Vertical Mount  
**2SB 959 060-251** (2330-V)

DuraLED® Rear Direction Indicator Lamp  
- Vertical Mount  
**2BA 959 070-251** (2151-V)

DuraLED® Reversing Lamp  
- Vertical Mount  
**2ZR 959 070-551** (1430-V)



DuraLED® Stop/Rear Position Lamp with Night Light  
- Horizontal Mount  
**2SB 959 060-351** (2330-H)



DuraLED® Rear Direction Indicator Lamp  
- Horizontal Mount  
**2BA 959 070-351** (2151-H)



DuraLED® Reversing Lamp  
- Horizontal Mount  
**2ZR 959 070-501** (1430-H)



Single blister pack & bulk options are available.

**NOTE:** Throughout this brochure, the part numbers in brackets ( ) are original part numbers, these have been superseded by the new 12-digit part numbers which appear in **bold**.

## COMBINATION LAMPS

DuraLED® Combi lamps combine multiple signal functions into one lamp, reducing the need for additional lamps. These lamps also include the industry leading DuraLED® Lifetime Warranty.



### Grilamid® - Superior Lens Material

- Toughness against impact
- Resistant to chemical damage from diesel/petrol and washing fluids
- UV resistance from harsh sunlight
- Will not fade or embrittle



DuraLED® Combi-S Stop/Rear Position/Rear Direction Indicator Lamp  
- Heavy Duty  
**2SD 980 613-001** (2378)



DuraLED® Combi-SR Stop/Rear Position/Rear Direction Indicator/Reversing Lamp with Retro Reflector  
**2VP 015 074-001**  
**2VP 015 075-101** DT & HCS version  
**2VP 015 074-101** HCS version



DuraLED® Combi Stop/Rear Position/Rear Direction Indicator/Reversing Lamp  
**2SK 980 603-501** (2380)



DuraLED® Combi-R Stop/Rear Position/Rear Direction Indicator Lamp with Retro Reflector  
**2VA 980 710-011** (2377)



# DuraLED® MARKER LAMPS



DuraLED® Flush Mount  
Side Marker Lamp  
**2PS 980 868-041** (2083)  
**2PS 980 868-061** (2083S) S/S Rim



DuraLED® Flush Mount Supplementary  
Side Direction Indicator Lamp (Cat 5.)  
**2BM 980 868-301** (2086)  
**2BM 980 868-321** (2086S) S/S Rim



DuraLED® Flush Mount  
Rear Position/End Outline Lamp  
**2XA 980 855-301** (2310)  
**2PF 980 855-311** (2310S) S/S Rim



DuraLED® Flush Mount  
Front Position/End Outline Lamp  
**2PF 980 855-011** (2059)  
**2PF 980 855-021** (2059S) S/S Rim



DuraLED® Flush Mount  
Front End Outline Lamp  
**2PF 980 855-201** (2060)  
**2PF 980 855-211** (2060S) S/S Rim



DuraLED® Side Marker Lamp  
with Chrome housing  
**2PS 959 660-691** (2053CHROME)



DuraLED® Side Marker Lamp  
with Black housing  
**2PS 959 660-581** (2053)



DuraLED® Front Position/  
End Outline Lamp  
**2PF 959 570-491** (2054)



DuraLED® Front End  
Outline Lamp  
**2PF 959 570-301** (2051)



DuraLED® Rear Position/  
End Outline Lamp  
**2BA 959 560-431** (2307)



DuraLED® Cab Marker/  
Supplementary Side Direction  
Indicator Lamp (Cat. 5)  
**2BP 959 660-301** (2026)



# DuraLED®

## HEAVY DUTY MARKER LAMPS



HELLA Australia offers a Lifetime\* Warranty for all automotive LED based lighting products that carry the DuraLED® brand.

\*Lifetime means the economic life of the vehicle these products were first installed on.



DuraLED® Heavy Duty Side Marker Lamp with DT Connector - Red/Amber  
**2PS 980 990-001** (2073)



DuraLED® Heavy Duty Cab Marker/Supplementary Side Direction Indicator Lamp with DT Connector  
**2BP 980 990-101** (2076)



DuraLED® Heavy Duty Front Position/End Outline Lamp with DT Connector  
**2PF 980 990-201** (2074)



DuraLED® Heavy Duty Front End Outline Lamp with DT Connector  
**2PF 980 990-401** (2071)



DuraLED® Heavy Duty Rear Position/End Outline Lamp with DT Connector  
**2XA 980 990-601** (2312)



DuraLED® Heavy Duty Side Marker Lamp - Red/Amber  
**2PS 980 660-001** (2058) Matt finish  
**2PS 980 660-021** (2058P) Polished finish



**2BP 980 660-101** (2027) Matt finish  
**2BP 980 660-121** (2027P) Polished finish

DuraLED® Heavy Duty Cab Marker/Supplementary Side Direction Indicator Lamp



**2PF 980 660-201** (2061) Matt finish  
**2PF 980 660-221** (2061P) Polished finish

DuraLED® Heavy Duty Front Position/End Outline Lamp



**2PF 980 660-301** (2062) Matt finish  
**2PF 980 660-321** (2062P) Polished finish

DuraLED® Heavy Duty Front End Outline Lamp



**2XS 980 660-401** (2311) Matt finish  
**2XS 980 660-421** (2311P) Polished finish

DuraLED® Heavy Duty Rear Position/End Outline Lamp



# JUMBO-S SERIES SIGNAL LAMPS

The Jumbo-S Series of LED signal lamps feature an in-built 23cm<sup>2</sup> red retro reflector. Multivolt™ electronics allow for use in both 12 and 24V systems. The low profile of just 24mm allows surface mounting complete with mounting gasket and screws. Available pre-assembled and wired in Double and Triple Modules for easy installation.



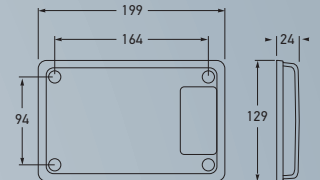
Jumbo-S LED Stop/  
Rear Position Lamp  
**2TA 960 760-011** (2361)



Jumbo-S LED Rear  
Direction Indicator Lamp  
**2BR 980 761-011** (2161)



Jumbo-S LED  
Reversing Lamp  
**2ZR 980 762-011** (1461)



All dimensions in mm



Jumbo-S LED Double Module Stop/  
Rear Position/Rear Direction Indicator  
Lamp- HCS Technology  
**2VA 980 761-801** (2429-CS) HCS  
**2VA 980 760-801** (2429)



Jumbo-S LED Triple Module Stop/  
Rear Position/Rear Direction Indicator  
Lamp - HCS Technology  
**2VA 980 761-811** (2430-CS) HCS  
**2VA 980 760-811** (2430)



Jumbo-S LED Triple Module Stop/Rear  
Position/Rear Direction Indicator/  
Reversing Lamp - HCS Technology  
**2VA 980 761-811** (2431-CS) HCS  
**2VP 980 760-821** (2431)

# SIX FUNCTION LED COMBINATION LAMP

LED Stop/Rear Position/Rear Direction Indicator /Reverse Lamp with Retro Reflector and Number Plate Option.


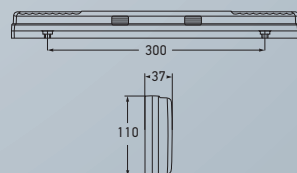
Form meets function with this LED combination lamp featuring stop, rear position, and rear direction indicator lamps with a central 64cm<sup>2</sup> red retro reflector. Suitable for small/medium trucks, utes, buses, commercial vehicles.



LED Stop/Rear Position/Rear  
Direction Indicator/Reversing  
Lamp with Retro Reflector  
**2VP 980 980-001** (2391)



All dimensions in mm



LED Stop/Rear Position/Rear Direction  
Indicator/Reversing Lamp with Retro  
Reflector and Number Plate Function  
**2VD 980 980-011** (2392L) Left Hand Side  
**2VD 980 980-021** (2392R) Right Hand Side

# RALLYE 4000 LED DRIVING LAMP

Sophisticated electronics for minimal radio frequency interference (ADR and ECE R10 compliant)

Patent protected design

Heat sink for effective thermal management

Water resistant

Energy efficient

Vibration resistant and environmental protection for extreme conditions

Power supply 9-32 V, overvoltage and reverse polarity protection



## Rallye 4000 LED Driving Lamp

1F8 016 560-101 (1366LED) Satin Black, Spread Beam

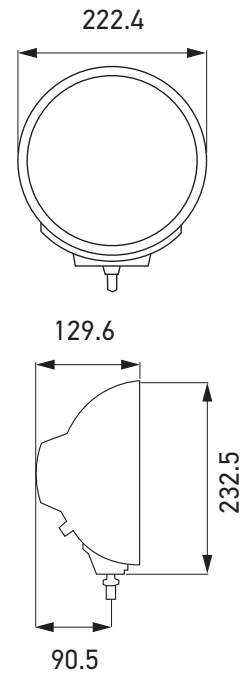
1F8 016 560-111 (1365LED) Satin Black, Pencil Beam





# RALLYE 4000 LED PRODUCT FEATURES


- Driving Lamp with state-of-the-art LED-technology and trend-setting look
- Clear white (5900K) LED light
- Unique front mounted heat sink with large effective area for effective cooling
- Resistant to dirt build-up and reduction in cooling performance
- High-quality, robust full metal housing and zinc plated die-cast mounting bracket
- Tool-free precision tilt angle adjustment
- 3 Year Warranty
- Available in Spread Beam and Pencil Beam
- Weight 2.7kg
- Multi-Voltage: suitable for 12V DC and 24V DC electrical supplies
- Power consumption and input current:
  - 2700 mA / 32.4 W at 12V DC
  - 1350 mA / 32.4 W at 24V DC




For upright mounting.  
Tilt adjustment + / - 7°

## LIGHT DISTRIBUTION

1) Rallye 4000 LED Spread Beam – Range is over 800 m at 1 Lux



2) Rallye 4000 LED Pencil Beam – Range is over 1.3 km at 1 Lux



The light distribution shows two lamps in operation.

## SPARE PARTS & ACCESSORIES



Replaceable LED-insert with polycarbonate lens available\*

**1F8 241 430-011** Insert Spread Beam  
**1F8 241 449-011** Insert Pencil Beam

\*Suitable for upgrading existing Rallye 3003 and 4000 series halogen driving lamps.

Chrome housing with external plug and connection cable

**9BG 150 117-021**



# 7" ROUND LED DRIVING LAMPS

COMBINING THE LATEST LED TECHNOLOGY, MULTIVOLT™  
12/24V DC CIRCUIT DESIGN & PRECISION OPTICS.



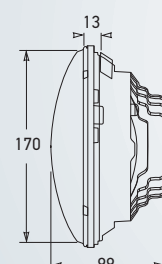
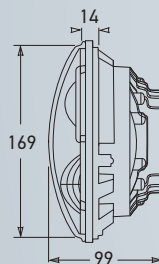
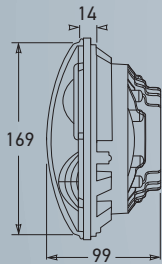
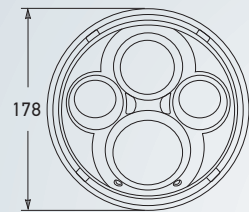
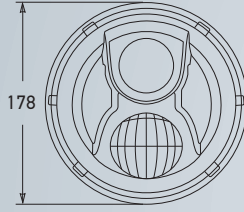
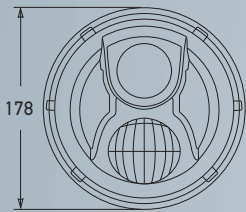
High/Low Beam  
**1L6 958 307-001** (1056LED)



High/Low Beam and Daytime  
Running Lamp/Front Position  
**1L6 958 307-011** (1058LED)



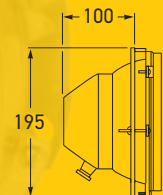

High Beam  
**1L6 958 307-021** (1358LED)



All dimensions in mm

The HELLA 7" round LED driving lamp range are a direct replacement for 7" round halogen lamp inserts. Offering all the advantages of advanced LED technology.

7" (178MM)  
Driving Lamp  
Housing



**1V6 905 152-001** (1016) Housing  
**9AB 912 420-511** (1017) Chrome Rim





# LUMINATOR DRIVING LAMPS



- Sturdy, high-quality full-metal driving lamp
- Easy precision adjustment of the tilt setting
- Vibration-resistant even under extreme conditions
- Replaceable LED driving lamp insert with shock-resistant PC cover lens
- ADR compliant

- 1F8 016 560-001 Metal Housing Ref. 25
- 1F8 016 560-011 Metal Housing Ref. 50
- 1F8 016 560-021 Chrome Housing Ref. 25
- 1F8 016 560-031 Chrome Housing Ref. 50



Luminator LED lamps feature a new striking and distinctive glowing appearance using **EdgeLight** technology

## LED LIGHT BARS

SLEEK, POWERFUL & ULTRA DURABLE



LED Light Bar 470 - HD Bracket

- LED Light Bar 470 - HD Bracket
- 1FJ 958 130-121 (1397HD) High Beam Ref. 25
- 1FJ 958 130-021 (1398HD) Pencil Beam Ref. 37.5
- 1GJ 958 130-431 (1599HD) Combi-Close/Long Range

- High performance automotive grade LEDs
- Light weight thermal conductive plastic housing
- Impact and UV resistant lens
- Highly adaptable mounting system
- 5 Year Warranty



LED Light Bar 350 - HD Bracket

- LED Light Bar 350 - HD Bracket
- 1FJ 958 040-031 (1395HD) High Beam Ref. 20
- 1FJ 958 040-041 (1396HD) Pencil Beam Ref. 30




Double Stainless Steel Mounting Feet (one pair) to suit 350 and 470 LED Light Bar  
8HG 958 128-811

# HELLA LED SAFETY DAYLIGHTS™



LED Safety DayLights™ Kit - Easy-Fit  
 2PT 980 970-801 (5636) 12V  
 2PT 980 970-851 (5636-24V) 24V



LED Safety DayLights™ Kit - 15°  
 2PT 980 860-841 (5630) 12V  
 2PT 980 860-871 (5630-24V) 24V



LED Safety DayLights™ Kit - 30°  
 2PT 980 850-841 (5631) 12V  
 2PT 980 850-871 (5631-24V) 24V



LED Safety DayLights™ Kit - Surface Mount  
 2PT 980 880-801 (5619) Horizontal Mount 12V  
 2PT 980 880-901 (5619V) Vertical Mount 12V  
 2PT 980 880-851 (5619-24V) Horizontal Mount 24V  
 2PT 980 880-951 (5619-24V) Vertical Mount 24V

Safety DayLights™ significantly enhance the visibility of your vehicle during daylight hours to prevent vehicle crashes by 'accidental oversight'.

- Enhanced visibility to road users & pedestrians
- Compact design with intense white light output
- Easy fit installation

**HELLA  
 LED SAFETY  
 DAYLIGHTS™  
 BE SAFE  
 BE SEEN**

## LED STRIP LAMPS SURFACE MOUNT LOW PROFILE



Front direction indicator



Combination lamp - front position with direction indicator function

LED Front Direction Indicator Lamp - Surface Mount  
 2BA 980 888-301 (2109) Horizontal Mount - 12V  
 2BA 980 888-501 (2109V) Vertical Mount- 12V  
 2BA 980 888-401 (2109-24V) Horizontal mount - 24V  
 2BA 980 888-601 (2109V-24V) Vertical Mount- 24V

LED Slim Combination Lamp - Surface Mount  
 2BE 980 819-301 (2110-12V) 12V  
 2BE 980 819-401 (2110-24V) 24V



# LED WORK LAMPS

WHEN SAFETY & PRODUCTIVITY ARE A PRIORITY

Warranty  
**5YR**  
WARRANTY



Module 50 LED Ultra Compact Work Lamp  
1G0 995 050-001 (1560LED) Close Range  
1G0 995 050-021 (1560LEDLR) Long Range



Module 70 LED Work Lamp  
1G0 996 176-721 (1547LED) Close Range



Ultra Beam Gen II LED Work Lamp  
1GA 995 606-001 (1566LED) Close Range  
1GA 995 606-011 (1566LEDLR) Long Range



RokLUME 380 LED Work Lamp  
1GA 996 197-011 Close Range



RokLUME 190 TP LED Work Lamp  
1GA 996 488-501 Close Range  
1GA 996 488-511 Long Range



RokLUME 155TP LED Work Lamp  
1GA 996 284-051 Close Range  
1GA 996 284-061 Long Range



Module 70 LED  
Reversing Lamp  
2ZR 996 376-091 (1547LED-RE)



Q90 Compact LED  
Reversing Lamp  
2ZR 996 284-501 (1563LED-RE)



Power Beam 1000 LED  
Reversing Lamp  
2ZR 996 188-121 (1551LED-RE)

## DuraLED® WORK LAMPS

Lens Material  
**GMD**



DuraLED® WL1300 LED Work Lamp  
1GD 980 740-321 (98074032) Close Range  
1GD 980 740-021 (98074002) Flood



DuraLED® WL550 LED Work Lamp  
1GA 980 573-301 (98057330) Narrow Beam



HELLA Australia offers a Lifetime\* Warranty for all automotive LED based lighting products that carry the DuraLED® brand.

\*Lifetime means the economic life of the vehicle these products were first installed on.

# LED WARNING BEACONS

ENSURE AWARENESS FOR A SAFE WORKING ENVIRONMENT



RotaLED LED Beacon  
2RL 010 979-001 (1611) Fixed Mount - Amber  
2RL 010 979-021 (1613) Magnetic Mount - Amber



DuraRAY 4.0 LED Rotating/Flashing Beacon  
2XD 012 985-001 Fixed Mount - Amber

K-LED® 2.0 Beacon  
2XD 011 557-001 (HM9600ADIR) Fixed Mount - Amber



RotaLED Compact Beacon  
2RL 014 979-001 Fixed Mount - Amber



Micro Light Bar  
2RL 014 566-111 Fixed Bracket Mount - Clear  
2RL 014 566-311 Fixed Bracket Mount - Amber



Mini Light Bar  
2RL 014 565-111 Fixed Bracket Mount - Clear  
2RL 014 565-311 Fixed Bracket Mount - Amber



KL7000LED LED Beacon  
2RL 011 484-001 (1608) Fixed Mount - Amber  
2RL 011 484-021 (1610) Magnetic Mount - Amber



Domeless  
minimalistic design

Rotating lighting  
function

Integrates easily into  
any vehicle design

Patented LED  
Technology

Sophisticated electronics  
for minimal radio frequency  
interference

Compact design  
ø15cm x 6cm high

#### K-LED® Reblution

2RL 455 256-001 Fixed Mount - Rotating

2RL 455 256-011 Flexible Pipe Mount - Rotating

2RL 455 256-021 Magnet Mount - Rotating

# K-LED® REBELUTION

## THE NEXT GENERATION OF LED BEACONS

- The revolutionary, flat design does not require a classic dome
- The LED technology used to produce this compact warning signal has been patented by HELLA for the field of warning lamps
- This latest development enables maximum performance with a minimalistic design and will definitely become the eye-catching highlight on your vehicle



Innovation and change – that's what the K-LED® Reblution beacon stands for. Light has been refashioned, and technology developed further. With its minimalist light exit area this revolutionary design is setting new standards in the beacon market.

The most striking feature of the K-LED® Reblution is its unique and unconventional design. It manages without a classical dome and impresses with its discreet, modern styling. At only 6cm in height and 14.9cm in diameter, the beacon is extremely compact in size, making it ideal for vehicles subject to height restrictions.

The K-LED® Reblution is suitable as a 1:1 replacement for all other permanently installed versions of HELLA beacons. The identical hole spacing means it is quick to replace.

# HEAVY DUTY TRAILER CONNECTORS



7 Pin ABS/EBS Multi-Voltage Suzi Coil  
**8KA 227 440-081** - 4.5m Length (pictured)  
**8KA 227 440-181** - 5.2m Length, Long Tail



7 Pin AS2513/ISO1724 Suzi Coil  
**8KA 227 440-101** - 4.6m Length (pictured)  
**8KA 227 440-111** - 5.6m Length, Long Tail



7 Pin ABS/EBS ISO7638-1 24V Suzi Coil  
**8KA 227 440-061** - 4.5m Length



7 Pin SAE J560 to AS2513 Adaptor Suzi Coil  
**8KA 227 440-141** - 4.6m Length (pictured)  
**8KA 227 440-151** - 5.6m Length, Long Tail



7 Pin ABS/EBS ISO7638 Sockets, Screw Terminals  
**8JB 227 440-011** - ISO7638-2 12V Socket  
**8JB 227 440-021** - ISO 7638-1 24V Socket (pictured)



7 Pin SAE J560 Suzi Coil,  
 Overmoulded waterproof plugs  
**8KA 905 392-041** - 4.5m Length



Plug and Socket Testers  
**8PD 004 508-031** - 7 Pin Socket Tester ABS/EBS ISO7638-1 24V (pictured)  
**8PD 004 508-011** - 7 Pin Socket Tester, ISO 1185 / SAE J560  
**8PD 004 508-021** - 7 Pin Plug Tester, ISO 1185 / SAE J560



7 Pin Waterproof Sockets, Crimp Terminals  
**8JB 905 392-051** - SAE J560 Socket (pictured)  
**8JB 910 032-041** - ISO 1724 Socket





# AUTOMOTIVE GLOBES



Category	Part Number	Description		Voltage	Wattage	Base
H7	H7-XWUBLUEDP2	BLUE		12V	55 Watt	PX26d
	H7-LLDP2	LONG LIFE		12V	55 Watt	PX26d
	H7-LL-24VDP2	LONG LIFE 24V		24V	70 Watt	PX26d



Category	Part Number	Description		Voltage	Wattage	Base
H4	H4-XWUBLUEDP2	BLUE		12V	60/55 Watt	P43t
	H4-LLDP2	LONG LIFE		12V	60/55 Watt	P43t
	H4-LL-24VDP2	LONG LIFE 24V		24V	75/70 Watt	P43t



Category	Part Number	Description		Voltage	Wattage	Base
H3	H3-XWUBLUEDP2	BLUE		12V	55 Watt	PK22s
	H3-LLDP2	LONG LIFE		12V	55 Watt	PK22s
	H3-LL-24VDP2	LONG LIFE 24V		24V	70 Watt	PK22s



Category	Part Number	Description		Voltage	Wattage	Base
H1	H1-XWUBLUEDP2	BLUE		12V	55 Watt	P14.5s
	H1-LLDP2	LONG LIFE		12V	55 Watt	P14.5s
	H1-LL-24VDP2	LONG LIFE 24V		24V	70 Watt	P14.5s

## Blue

### BLUE GLOBES – WHITER (UP TO 4200°K)

These globes come close to emulating the colour of a Xenon HID lamp. The high colour temperature of the Blue globes creates the crisp white light which provides illumination that is conspicuous while being easy on the eye.

## LongLife

### LONGLIFE (LL) - UP TO TWICE THE LIFE

LongLife (LL) globes are increasing in popularity for applications where drivers are using headlamps during the day. Many new vehicles now come equipped with LongLife globes as a standard fitment. The globes will provide safe and legal light performance and can be rated at twice or greater the service life of standard globes.



NOTE: All globes are supplied as twin packs.

HELLA Australia Pty. Ltd.  
4 Hargrave Place  
P.O. Box 89  
Mentone, Victoria,  
3194 Australia

Techline: 1800 061 729  
custservice@hella.com

Find us at:  
facebook.com/hella.australia  
youtube.com/hellaus

© 2020 HELLA Australia Pty Ltd

[hella.com.au](http://hella.com.au)



# DURALED<sup>®</sup> SUPERIOR LED LIGHTING

OVER 20 YEARS OF PROVEN RELIABILITY  
IN THE TOUGHEST CONDITIONS