



PRODUCT INFORMATION

WARNING LIGHTHEADS

- **Versatile Multi-Color Output:** Many models, such as the Quad Color LED Light Heads, can emit Red, Blue, Amber, and White from a single unit, reducing the need for multiple, specialized lights.
- **Advanced Thermal Management:** Utilizing revolutionary plastic-ceramic materials and black aluminum bases, Hella lightheads transfer heat away from LEDs, increasing lifespan and reliability.
- **180-Degree Visibility:** Engineered with a wrap-around design to maximize visibility, which is crucial for safety vehicles and off-road, emergency, or rescue applications.
- **High-End Programmability:** Users can choose from up to 22 flash patterns, and multiple units (up to 8) can be synchronized for coordinated, high-visibility signaling.

PRODUCT FEATURES

The HELLA warning light heads are engineered for superior performance, visibility, and durability in demanding environments, making them an ideal choice for emergency, utility, and fleet vehicles. These light heads feature a wrap-around side optic that delivers up to 180° of visibility, ensuring signals are seen clearly from multiple angles to improve safety on the road or job site. Their low and slim profile allows discreet mounting that doesn't detract from vehicle design while still offering powerful lighting performance, and the black aluminum base not only enhances durability but also provides maximum heat dissipation for extended LED life. Built to withstand tough conditions, these units include reverse polarity protection, weatherproofing, and vibration-resistant construction, making them rugged enough for external use across a wide range of vehicle types and operating environments.

In addition to robust construction, HELLA's light heads deliver versatile functionality and ease of installation. They can sync up to 8 units for coordinated warning patterns, support multiple mounting options including surface, stud, or bracket mounts, and come with essential accessories such as foam pads, screws, and brackets to simplify setup.




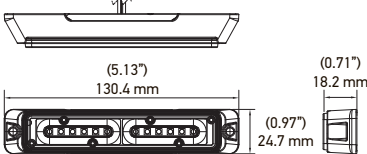

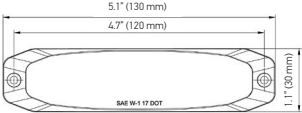

Many models offer quad-color capability—providing red, blue, amber, and white outputs—with a variety of user-selectable flash patterns to suit different applications.

Key Applications

Emergency Services: Police, fire, and ambulance vehicles requiring high-visibility, and synchronized lighting (SAE Class 1/CA Title 13).

Commercial/Heavy Duty: Construction and agricultural machinery requiring durable, reliable work lights. modules — including warning lights, work lights, alley lights, and direction indicators — can be easily combined or replaced, reducing downtime and increasing flexibility for varied tasks.

WARNING LIGHTHEADS

Product image / Dimensions	Features	Technical Specifications	Part Number
<div>QUAD WARNING LED SLIM LIGHTHEADS</div> <div>NEW!</div> <div></div>	<div>LED</div> <ul style="list-style-type: none">• Wrap around side optic for 180° visibility• Low and slim profile for discreet mounting• Black aluminum base for maximum heat dissipation and durability• Reverse polarity protection• Weatherproof and vibration resistant design for external use• Mounting Options: Surface mount / Stud mount / Bracket mount• Sync up to 8 units• Quad Color• Accessories: 1 Foam, Screws & Brackets• 5 year warranty	<ul style="list-style-type: none">• Voltage: 10-30 VDC• Light Source: 16 LEDs• Flash Pattern: 22 user selectable flash pattern• Approval: SAE J595 Class 1, CA T13, ECE R10• Colors: Red, Blue, White and Amber• Lens color: Clear• Power Consumption: 18 Watt• Housing material: Aluminum• Mounting: Screw• Connection: 8" cable with open wires	<div>358118581</div> <div>Quad Color</div>
<div>MS6 QUAD LED LIGHTHEADS</div> <div>NEW!</div> <div></div>	<div>LED</div> <ul style="list-style-type: none">• Black aluminum base for maximum heat dissipation and durability• Multiple units can be grouped to flash simultaneously or alternately• Weatherproof and vibration resistant design for external use• Sync up to 8 units• Quad Color• 5 year warranty	<ul style="list-style-type: none">• Voltage: 10-30 VDC• Light Source: 24 LEDs• Flash Pattern: 22 user selectable flash pattern• Approval: SAE J595 Class 1, CA T13, ECE R10• Colors: Red, Blue, White and Amber• Lens color: Clear• Power Consumption: 18 Watt• Housing material: Aluminum• Mounting: Screw• Connection: 8" cable with open wires	<div>358118591</div> <div>Quad Color</div>
<div>MS6-DC DUAL COLOR LIGHTHEADS</div> <div></div>	<div>LED</div> <ul style="list-style-type: none">• Get twice as much for your money - optical warning strobe + worklight all in one• Dual Color LED lighthead with integrated white scene light override function• Lighthead has a comfortable 7 foot installation cable• Multiple units can be grouped to flash simultaneously or alternately• 5 year warranty <div></div>	<ul style="list-style-type: none">• Voltage: 10-30 VDC• Light Source: 2x6 LEDs• Flash Pattern: 29 user selectable flash pattern• Approval: SAE J595 Class 1• Colors: Red, Blue, Amber with White override function• Power Consumption: 18 Watt• Housing material: Aluminum• Mounting: Screw• Connection: 7ft cable with open wire	<div>358118131</div> <div>Red + Blue split / all White overwrite</div> <div>358118141</div> <div>Amber + White split / all White overwrite</div> <div>358118151</div> <div>Green + Amber split / All white overwrite</div> <div>358118161</div> <div>Green + White split / All white overwrite</div> <div>358118171</div> <div>All Green / All white overwrite</div>
<div>MST6E SLIM STROBE LIGHTHEADS</div> <div></div>	<div>LED</div> <ul style="list-style-type: none">• Super low profile for discreet placement• Frosted lens for glowing body technology and 180 degree visibility• 5 year warranty <div></div>	<ul style="list-style-type: none">• Voltage: 10-30 VDC• Light Source: 6 LEDs• Flash Pattern: 21 user selectable flash pattern• Approval: SAE J595 Class 1• Colors: Amber, Blue, Red, White and Green• Power Consumption: 6 Watt• Housing material: Plastic• Mounting: Screw + 3M tape• Connection: 8 " cable with open wires	<div>358111691 (H22897001)</div> <div>Amber</div> <div>358111701 (H22897011)</div> <div>Blue</div> <div>358111711 (H22897021)</div> <div>White</div> <div>358111721 (H22897031)</div> <div>Red</div> <div>358111731 (H22897041)</div> <div>Green</div> <div>358111741 (H22897051)</div> <div>Amber/ White</div> <div>358111771* (H22897081)</div> <div>Green/ White</div> <div>* Special order item</div>
<div>MS6 STROBE LIGHTHEADS</div> <div></div>	<div>LED</div> <ul style="list-style-type: none">• Classic 6 LED warning strobe• Black aluminum base for maximun heat dissipation• Fulfills all legal requirements (SAE J845 Class 1, CT13, ...)• Synchronized units can flash simultaneously or alternately• 5 year warranty <div></div>	<ul style="list-style-type: none">• Voltage: 10-30 VDC• Light Source: 6 LEDs• Flash Pattern: 19 user selectable flash pattern• Approval: SAE J595 Class 1, California Title 13• Colors: Amber, Blue, Red and White• Power Consumption: 10 Watt• Housing material: Aluminum• Mounting: Screw• Connection: 4" cable with open wires	<div>358111151 (H22890001)</div> <div>Amber</div> <div>358111161 (H22890021)</div> <div>White</div> <div>358111171 (H22890031)</div> <div>Blue</div> <div>358111181 (H22890041)</div> <div>Red</div> <div>358111191 (H22890051)</div> <div>Amber/ White</div> <div>358111201 (H22890061)</div> <div>Red/ Blue</div> <div>358111211 (H22890071)</div> <div>Red/ White</div>

WARNING LIGHTHEADS

Product image / Dimensions	Features	Technical Specifications	Part Number
MST6 SLIM STROBE LIGHTHEADS 	<div>LED</div> <ul style="list-style-type: none"> • Super low profile for discreet placement • Fulfills all legal requirements (SAE J845 Class 1, CT13, ...) • Synchronized units can flash simultaneously or alternately • 5 year warranty 	<ul style="list-style-type: none"> • Voltage: 10-30 VDC • Light Source: 6 LEDs • Flash Pattern: 23 user selectable flash pattern • Approval: SAE J595 Class 1, California Title 13 • Colors: Amber, Blue, Red and White • Power Consumption: 6 Watt • Housing material: Plastic • Mounting: Screw • Connection: 8 " cable with open wires 	358111321 (H22895001) Amber 358111341 (H22895031) White 358111361 (H22895051) Amber/ White * Special order item
MS4 TRIPLE COLOR LIGHTHEADS 	<div>LED</div> <ul style="list-style-type: none"> • Triple color LED warning strobe with integrated white scene light override function • Multiple units can be grouped to flash simultaneously or alternately • 5 year warranty 	<ul style="list-style-type: none"> • Voltage: 10-30 VDC • Light Source: 4x3 LEDs • Flash Pattern: 21 user selectable flash pattern (incl. steady on) • Approval: SAE J595 Class 1 • Colors: Red, Blue, Amber, White with White override function • Power Consumption: 18 Watt • Housing material: Aluminum • Mounting: Screw • Connection: 7 " cable with open wires 	358111911 (H22899001) Red/ White/ Blue 358111921 (H22899011) Green / White / Amber
MS3 MINI LED LIGHTHEADS 	<div>LED</div> <ul style="list-style-type: none"> • Compact 3 LED warning strobe • Black aluminum base for maximum heat dissipation • Fulfills all legal requirements (SAE J845 Class 1, CT13, ...) • Synchronized units can flash simultaneously or alternately • 5 year warranty 	<ul style="list-style-type: none"> • Voltage: 10-30 VDC • Light Source: 3 LEDs • Flash Pattern: 12 user selectable flash pattern • Approval: SAE J595 Class 1, California Title 13 • Colors: Amber, White • Power Consumption: 5 Watt • Housing material: Aluminum • Mounting: Screw • Connection: 4" cable with open wires 	358111221 (H22891001) Amber 358111241 (H22891031) White
MST3 SLIM STROBE LIGHTHEADS 	<div>LED</div> <ul style="list-style-type: none"> • Super compact and low profile flasher for discreet placement • Fulfills all legal requirements (SAE J845 Class 1, CT13, ...) • Synchronized units can flash simultaneously or alternately • 5 year warranty 	<ul style="list-style-type: none"> • Voltage: 10-30 VDC • Light Source: 3 LEDs • Flash Pattern: 12 user selectable flash pattern • Approval: SAE J595 Class 1, California Title 13 • Colors: Amber, Blue, Red and White • Power Consumption: 3 Watt • Housing material: Plastic • Mounting: Screw • Connection: 8 " cable with open wires 	358111001 (H22896001) Amber 358117131 (H22896041) White 358117121 (H22896031) Red
CONCEALED LED GEN.II LIGHTHEADS 	<div>LED</div> <ul style="list-style-type: none"> • Reliable LED concealed lighthouse set (2 lights, control unit, long install cables) • Pop-in design for easy installation (can be used as hideaways or for surface mounting) • Synchronized units can flash simultaneously or alternately • 5 year warranty 	<ul style="list-style-type: none"> • Voltage: 10-30 VDC • Light Source: 2x6 LEDs • Flash Pattern: 37user selectable flash pattern • Approval: SAE J595 Class 1 • Colors: Amber, White, A/W and Blue/ White • Power Consumption: 12 Watt • Housing material: Aluminum • Mounting: Screw • Connection: 3ft + 10ft cable with easy connectors 	358111941* (H22901001) Amber 358111951* (H22901021) White 358111961 (H22901031) Amber/ White 358111971* (H22901041) Blue / White * Special order item

Product features, specifications and availability are subject to change without notice.

HELLA Automotive Sales, Inc.

611 Highway 74 S, Suite 102

Peachtree City, GA, 30269

Tel.: +1 (877) 224-3552

Fax: +1 (770) 631-7574

www.hella.com/us/

www.myhellalights.com