



BRIEF INFORMATION

HELLA VALUEFIT LBE 2 Light Bars

- The successor to the HELLA VALUEFIT LBE light bar series with its new design and additional light functions
- White position light: for use on public roads
- An amber, on trend function light: For individual, attention-grabbing vehicle styling (off-road use)
- Available in different lengths – optionally with flash and high boost function (varying flashing patterns can be selected)
- Including fastening bracket (side and rear) and DT connector

PRODUCT FEATURES

Position light, white or function light, amber

Partly with flashing light function

Sturdy fastening brackets

Flexible mounting options



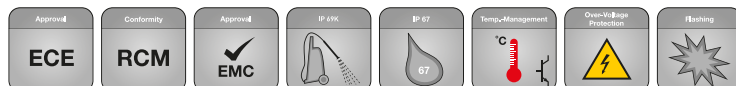
Discover the upgrade on the LBE 2 LED light bar series with powerful high beam headlamps and white position light in white or with a trendy function light in amber. This series is not only a highlight in terms of design, but also when it comes to functionality.

Particularly noteworthy are the FL models with their additional flashing light function. These models offer various light patterns, thus ensuring maximum visibility and safety. The high-boost mode of the LBE 2 Light Bar 490 and 490 FL extends illumination to a maximum, a feature that will delight off-road fans.

Quite simply, these LED light bars ensure optimum illumination and increase your visibility in road traffic.

The LBE 2 light bars offer the ideal combination of modern technology, appealing design and lighting performance – and all this at an attractive price that gives excellent value for money from HELLA VALUEFIT.

TECHNICAL DETAILS



| Technical data | | | | |
|--------------------------------------|---|---|--|---|
| Version | HELLA VALUEFIT LBE 2 Lightbar 310 | HELLA VALUEFIT LBE 2 Lightbar 310 FL | HELLA VALUEFIT LBE 2 Lightbar 490 | HELLA VALUEFIT LBE 2 Lightbar 490 FL |
| Operating voltage range | Multi-voltage (10 – 30 V) | | | |
| Rated voltage | 12 V and 24 V | | | |
| Current±10% at operating voltage* | 4,13 A@13,5 V/ 2,1 A@28 V | 5,1 A@13,5 V/ 2,42 A@28 V | 8,1 A**@13,5 V/ 3,5 A**@28 V | 8,9 A**@13,5 V/ 3,9 A**@28 V |
| Max. power* | 57 W | 69 W | 64,2 W; Boost 109 W | 75 W; Boost 120 W |
| Lumens | 3.800 lm | 3.600 lm | 4.600 lm (ECE-) 6.300 lm (High-Boost) | 4.400 lm (ECE-) 5.700 lm (High-Boost) |
| Light function | High beam headlamp, position light (white) or function light (amber) | Driving lamp, position light (white) or work light (amber), strobe light function*** (amber) | High beam headlamp, position light (white) or function light (amber), high-boost mode | Driving lamp, position light (white) or work light (amber), strobe light function*** (amber), high- boost mode |
| Flashing pattern | – | ECE R65 Single (all) ECE R65 Double (all) Single (split) Double (split) Permanent (all) (A total of 10 flashing patterns, synchronised and asynchronous) | – | ECE R65 Single (all) ECE R65 Double (all) Single (split) Double (split) Permanent (all) (A total of 10 flashing patterns, synchronised and asynchronous) |
| Light source | LED | | | |
| Colour temperature | 5.700 Kelvin | | | |
| Material | Housing: aluminium Lens: PC (polycarbonate) Bracket: nylon + 30 % glass fibre | | | |
| Weight | 1,400 g | | 2,000 g | |
| Housing colour | Black | | | |
| Temperature range | – 40 °C to + 65 °C | | | |
| Protection class | IP 69K, IP 67 | | | |
| Approved | ECE R10 (EMC), ECE R149 (high beam headlamp), ECE R148 (position light, white) | | | |
| Compliant | – | CISPR 25 Class 3 (flashing light function) | – | CISPR 25 Class 3 (flashing light function) |
| ECE reference number | 30 | 30 | 37,5 | 37,5 |
| Mounting | With 2 fastening brackets at the side or rear | | | |
| Connection | 1,000 mm cable with 4-pin connector | | | |
| Application | Truck and off-road vehicles | | | |

*All functions switched on

**High-Boost switched on

Please observe the relevant country-specific, legal requirements and guidelines for motor vehicles listed in the installation instructions.

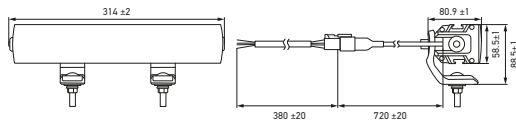
Important: the AMBER functional light does not have ECE approval: its use may be limited to off-road areas away from public roads in accordance with local regulations (see installation instructions).

*****Please check whether you are allowed to use a warning light in the mounted position according to local regulations.**

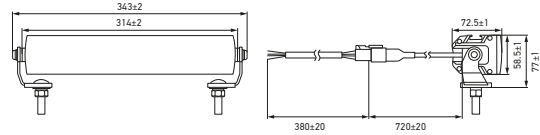
TECHNICAL DETAILS

Technical drawing

HELLA VALUEFIT LBE 2 Lightbar 310 (FL)

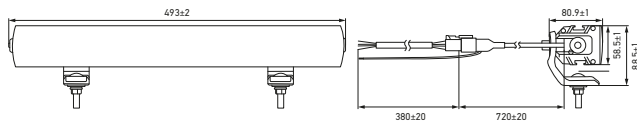


With rear fastening bracket

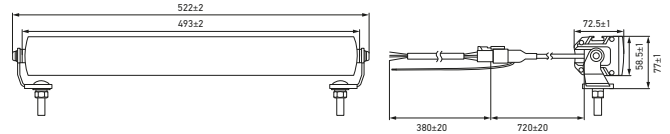


With side fastening bracket

HELLA VALUEFIT LBE 2 Lightbar 490 (FL)



With rear fastening bracket



With side fastening bracket



With rear fastening bracket




With side fastening bracket

LIGHT FUNCTIONS



Position light (white)




Function light (amber)



Flashing light function (amber)



High beam headlamp




High-boost mode


ILLUMINATION

The light distribution diagrams show the reaches of two lamps.


HELLA VALUEFIT LBE 2 Lightbar 310



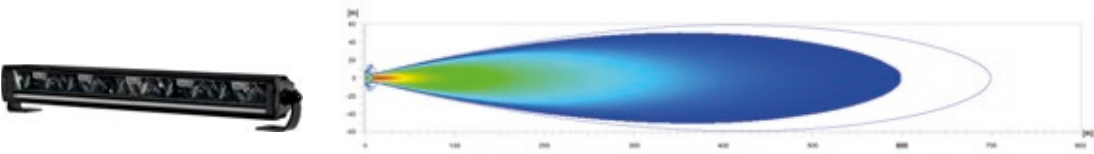
HELLA VALUEFIT LBE 2 Lightbar 310 FL



HELLA VALUEFIT LBE 2 Lightbar 490
ECE + high-boost mode



HELLA VALUEFIT LBE 2 Lightbar 490 FL
ECE + high-boost mode



PROGRAM OVERVIEW

| Product Image | Description | Part Number | VPE* |
|---|--------------------------------------|-------------|------|
|  | HELLA VALUEFIT LBE 2 Lightbar 310 | 357666001 | 1 |
|  | HELLA VALUEFIT LBE 2 Lightbar 310 FL | 357666011 | |
|  | HELLA VALUEFIT LBE 2 Lightbar 490 | 357666021 | 1 |
|  | HELLA VALUEFIT LBE 2 Lightbar 490 FL | 357666031 | |

* Packaging unit

Product features, specifications and availability are subject to change without notice.

HELLA Automotive Sales, Inc.
611 Highway 74 S, Suite 102
Peachtree City, GA, 30269
Tel.: +1 (877) 224-3552
Fax: +1 (770) 631-7574
www.hella.com/us/
www.myhellalights.com