

Innovative Technology


Customised Solutions

Intensive Support


Our Ideas,  
Your Success.

## *Hella Product Summary: 24 V Trailers*

*Top quality for long-term use*



*Ideas today for  
the cars of tomorrow*



## ***Innovative technology – customised solutions – intensive support***

Cooperative partnership with Hella pays off in several ways for vehicle developers and manufacturers. Benefit from our experience which is acknowledged the world over and comes from one hundred years of automotive technology. Hella has set milestones time and time again:

- Innovations in lighting technology with applications using Xenon or LED technology.
- With integrated electrics and electronics in wiring systems, for example.
- With an unusual depth of products and modular systems.
- Original Equipment product quality is always guaranteed.

We have achieved a leading position on the world market thanks to a great deal of creativity and innovative thinking. Significant investments in research and development as well as our employees' know-how will ensure we keep our innovative lead in the future, too. At Hella, we are capable of taking on customer challenges and tasks and making them our own - and finding customised solutions for them.

Our customers benefit from the synergies from our international developments for automotive Original Equipment. This creates special know-how which comes in useful for every manufacturer.

We exchange information in dialogue with our customers about new technologies, functional and styling possibilities. If necessary, customers receive on-site support from in-house developers and engineers – thus speeding up procedures and helping to get products ready for the market more quickly.

Partnership with Hella – a winning decision, because at the end of the day, both you and your customers benefit from Hella's advantages, or in other words: Our ideas, your success.





## Contents

- 4 - 5 The EasyConn wiring system:  
easy to install, flexible and safe
- 6 - 7 EasyConn system summary
- 8 The new plug system
- 9 EasyConn plug system and  
Quick-Link wiring
- 10 - 11 LED technology
- Product descriptions and spare parts for:
- 12 - 27 ■ Rear lighting
- 28 - 29 ■ Front lighting
- 30 - 32 ■ Side lighting
- 33 - 35 ■ Supplementary components
- 36 - 46 ■ Wiring
- 47 Plug assignment and plug colours
- 48 - 49 Summary of type approval numbers
- 50 For your notes
- 51 Copyright and legal regulations

### Abbreviations:

- SML: Side marker lamp
- SMLR: Side marker reflector light
- HVL: Main power supply cable

## Colours and symbols used in this brochure

The Quick Finder at the side is colour-coded and will help you to find the lights you require quickly.



### Red

marks the lighting and wiring equipment for the rear end



### Blue

for the front end



### Yellow

for the side area



### Grey

stands for supplementary components such as interior lighting



### Green

stands for the wiring



marks all the articles in the brochure with GGVS/ADR approval

### GGVS

GefahrGutVerordnungStraße

### ADR

Accord européen relatif au transport international des marchandises dangereuses par route

# The new EasyConn wiring and lighting system for 24 V trailers


The new EasyConn lighting and wiring system has been specially developed for 24 V trailers. It covers almost all conceivable 24 V trailer application cases. With it, Hella has created an alternative, value-for-money system.

Use Hella's new modular wiring and lighting system "EasyConn" - which requires no distributor boxes - for your future system solutions.

## The new plugs

The innovative EasyConn connection system is made up of 2-, 7- and 15-pole plug and socket housings. It makes it possible to connect up all components simply and safely. The diameters of the plug and socket housings have been significantly reduced - to make installation on the trailer even easier.

The plug connections have been tested to protective rating IP6K9K.



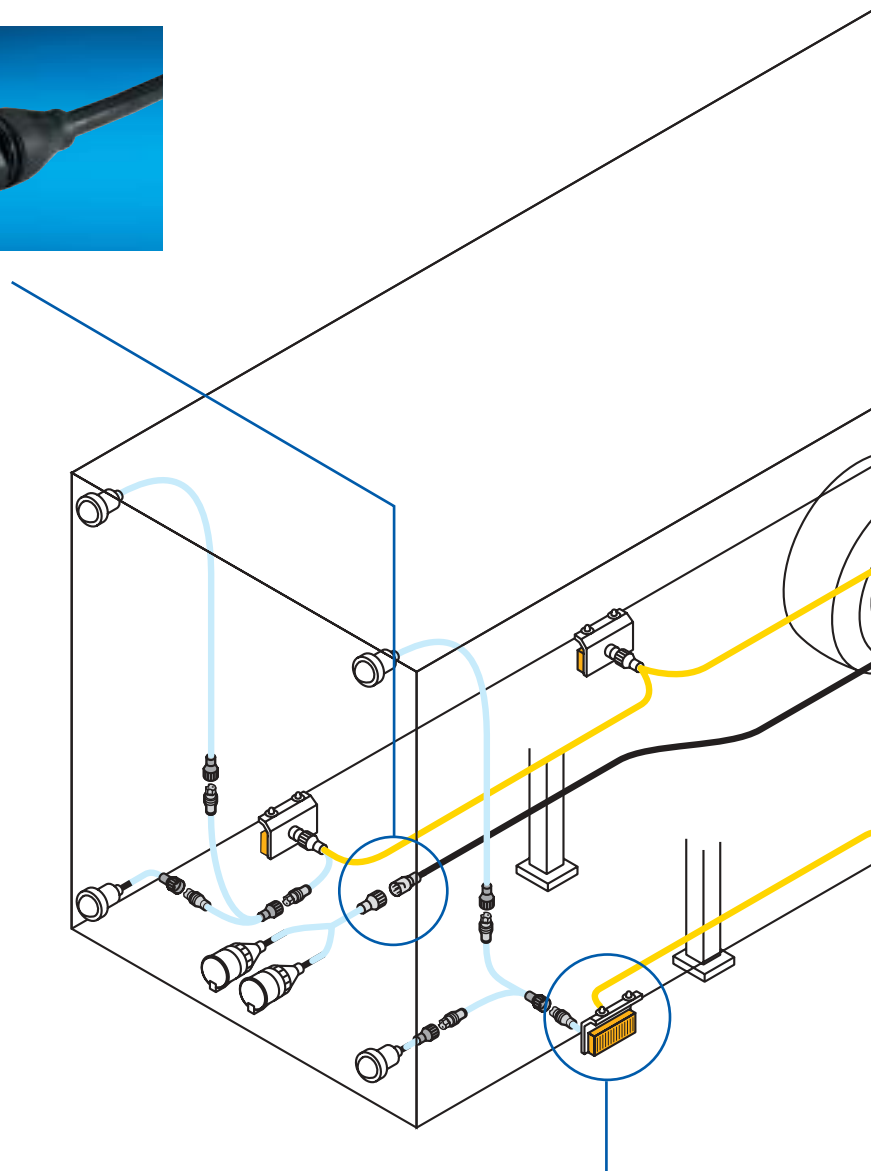
## Side marker/reflector light


Operational safety plays a particularly important role with commercial vehicles which are in use day and night. Thanks to the two extremely robust Piranha LEDs, the new side marker lamp will last practically as long as the trailer itself.

Completely cabled light chains can be requested, with a varying number of lights at varying distances to one another.

Lights are available in the following versions:

- as a bracket version
- for direct installation
- with a cast-on 2-pole central plug
- with Quick-Link wiring
- with 1.3 m moulded cable and 2-pole plug housing





### *The wiring*

Costs play an important role in the field of trailer equipment. Which is why our new system is particularly cost-conscious and flexible.

Thus, for example, the installation of a distributor is no longer compulsory for wiring, but still possible if required. Individual customer wishes related to cable lengths or

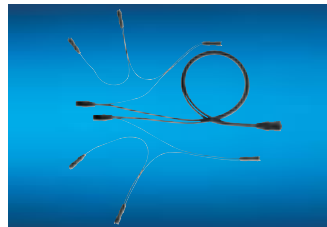
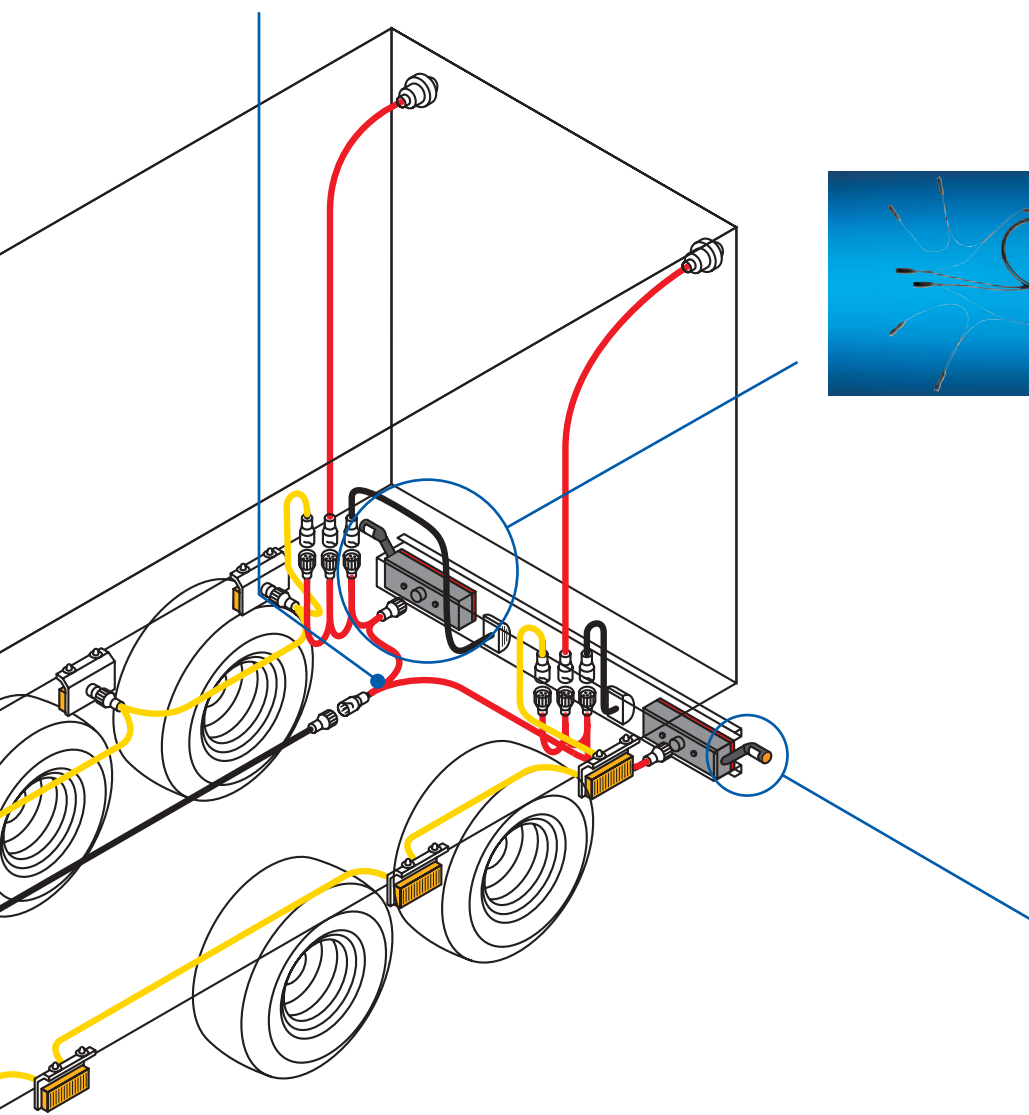
assignments can be manufactured quickly on request. Cable cross-sections in line with market requirements, for example, allow additional work lights to be mounted in addition to the standard system.

The system has been approved for vehicles according to GGVS/ADR regulations.

### *Combination rearlight with integrated triangular reflector*

The new Hella combination rearlights with double bulbs fitted in the taillight have been developed with heavy goods trailers and semi-trailers in mind in particular. The 4-fold vibration damping ensures a particularly long bulb service life.

The combination rearlights are available either with an integrated central plug or with screw-connection cables.



The optional 2-pole plug also makes it possible to operate additional consumers (e.g. stoplights, position lights etc.). The lights are available in the following versions: with built-on rubber arm, with SMLR, with license plate light or without attachments.

### *Clearance light with rubber arm and SML*

The innovative double chamber system prevents humidity penetrating the contact area – even when the outer lens is faulty. This reduces failure to a minimum. And the best thing about it? The integrated steel spring in the rubber arm not only guarantees positional accuracy and special flexibility, it also guarantees impact resistance.

Integration of the side marker lamp in the rubber arm means a side marker lamp can be saved on the vehicle rear-end!

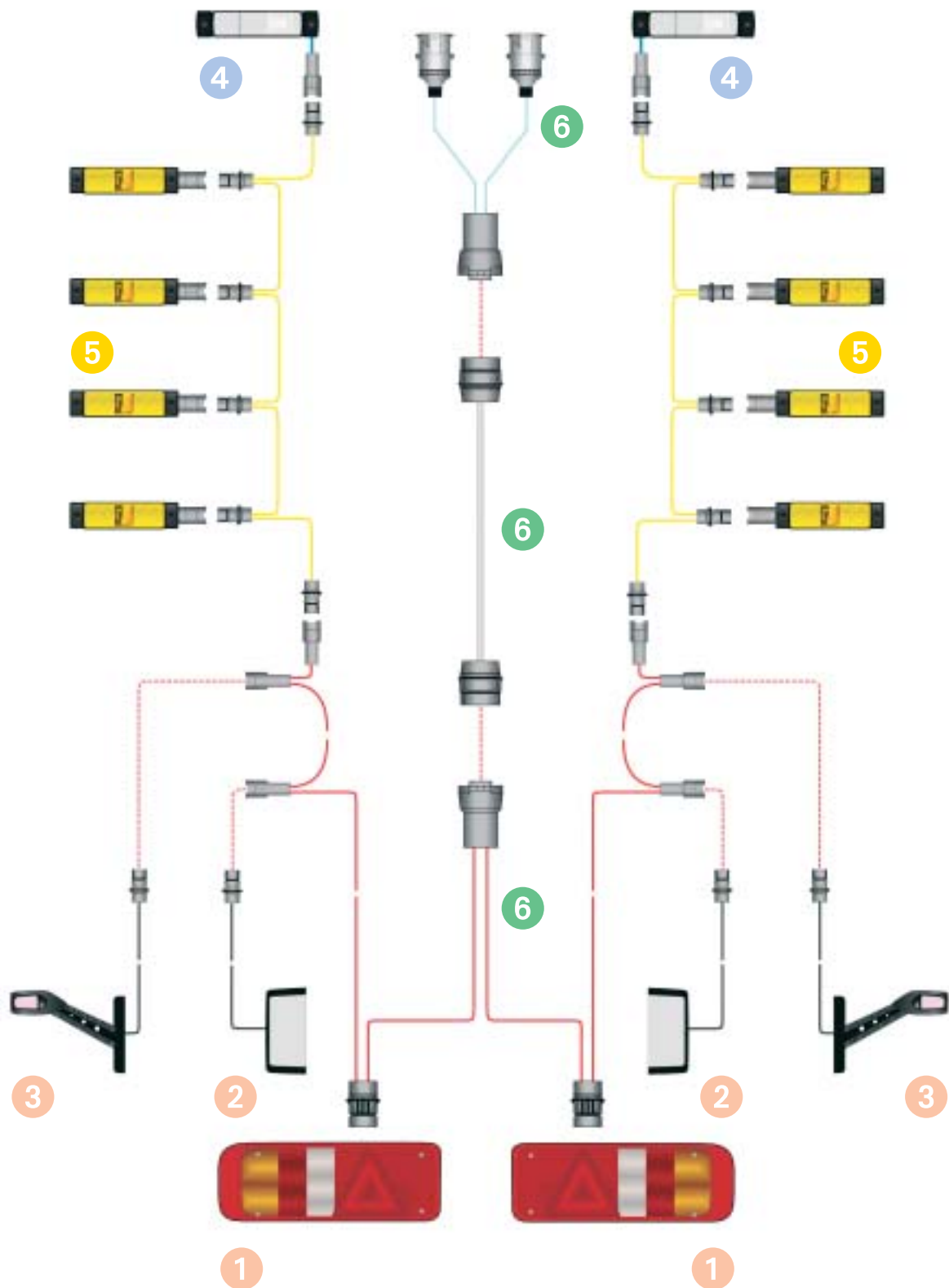



## ***We're working on it...***

Hella only employs top quality for reliable long-term use, as well as innovative technologies for future-oriented solutions. Which is why we are putting so much into development today, in order to meet your needs tomorrow.

## Overview of the EasyConn system

**Standard configuration!**  
Individual customer requirements can be met at any time.





**1** *The combination rearlight*

The new EasyConn combination rearlights with central plug are available in the following versions: standard, with SMLR or with rubber arm. Cable screw connection is also available instead of the central plug.



*EasyConn combination rearlights from page 12*

**2** *The licence plate light*

The new licence plate light has been fitted with a cable with EasyConn socket housing for connection to the EasyConn system.



*Licence plate light with EasyConn connection from page 22*

**3** *The clearance light*

The new EasyConn clearance light with rubber arm and SMLR guarantees positioning accuracy, flexibility and impact resistance.



*EasyConn clearance light from page 23*

**4** *The position light*

Tried and trusted position lights are now also available with cable and EasyConn plug housing for connection to the EasyConn system.



*Position light with EasyConn connection from page 28*

**5** *The side marker lamp*


The new EasyConn side marker lamps can either be mounted directly or with a bracket and are fitted with either an EasyConn central plug or a cable with EasyConn plug housing.



*EasyConn side marker lamp from page 30*

**6** *The wiring*

The new EasyConn wiring system comprises front and rear adapters, main power supply cables, SMLR chains and auxiliary adapters. If required, distributors e.g. to cover special functions, can be integrated in this system, which does without distributors in its basic version.



*Front adapters from page 36  
Main power supply cables from page 37  
Rear adapters from page 38  
SMLR chains from page 39  
Additional adapters from page 40  
Distributors from page 42  
Accessories from page 44*

# The new plug system – and the technology behind it

## The new plugs

The innovative EasyConn connection system is made up of 2-, 7- and 15-pole plug and socket housings. The diameters of these components has been significantly reduced – to make installation on trailers even easier.

### Diameter of plug housing

- 2-pole: 24,5 mm
- 7-pole: 33,0 mm
- 15-pole: 44,0 mm

### Diameter of socket housing

- 2-pole: 19,5 mm
- 7-pole: 28,0 mm
- 15-pole: 38,5 mm

## O-ring ①

The O-rings on the socket housing can be replaced and guarantee a high level of airtightness.

## Contacts ②

A 2.8 mm blade connector system is used for contacting. The blade sliders have an additional steel spring for safe contacting. The load is around 25 Amperes (constant current)

EasyConn plug housing



EasyConn socket housing

The plug connections have been tested to protective rating IP6K9K and are guaranteed absolute airtight.

IP6K9K:

6K= dustproof,

9K= resistant to high-pressure/steam cleaning

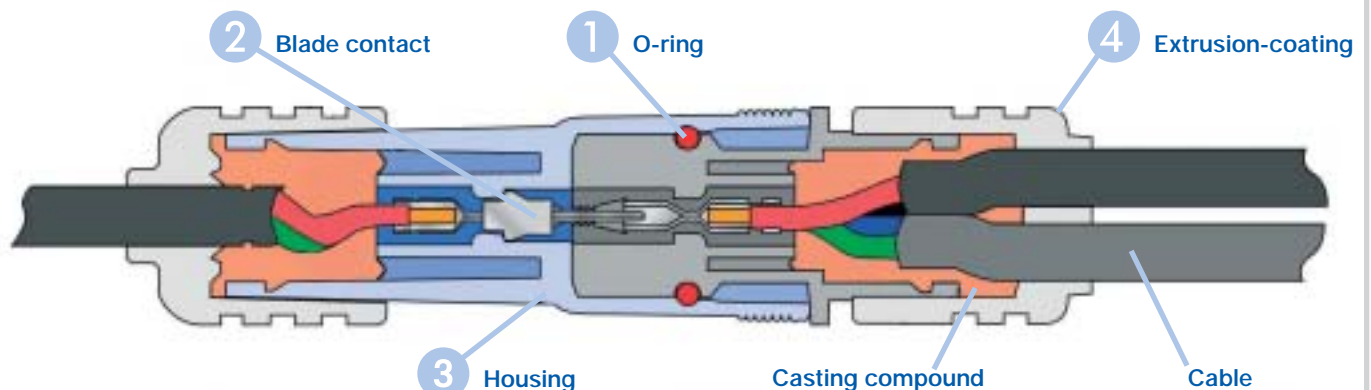
## Housing ③


The housing is made of impact-proof plastic (PBT) and is cast using a low-pressure method which means the contacts are fixed floating.

## Extrusion-coating ④

In a second work cycle, the housing is extrusion-coated together with the cable, providing double safety.

## Cross-section through a 2-pole EasyConn plug connection





## EasyConn plug system: simple and safe component connection




### 2-pole plug

The 2-pole EasyConn plug and socket housing make it possible to connect up SMLR, position and clearance lights as well as 2-pole auxiliary functions.



### 7-pole plug

Combination rearlights are connected to the EasyConn system by means of 7-pole plug and socket housings.



### 15-pole plug

The 15-pole EasyConn plug and socket housings connect front adapters, main power supply cables and rear adapters with one another.



### Service sets

2-, 7- and 15-pole service sets are available for the integration of customer-specific lights or assemblies in the EasyConn system as well as for retrofitting EasyConn components.

## Quick-Link wiring flexible and safe installation

### Lights with Quick-Link wiring system

The Quick-Link wiring system is a further contacting possibility that stands out thanks to its quick and straightforward installation. Lights with Quick-Link wiring from Hella have a cable with a coupling element. The cables can be supplied in different lengths as required. These lights can contact a 2-wire flat cable at any point. They may also be used for trailers transporting hazardous goods (GGVS/ADR).



- Simply insert the coupling onto the flat cable.
- Fix in place using the clamp.
- Press tight using the installation tool. Ready to go.



## *LED – make the most of our technological lead*





Operational safety plays a particularly important role with commercial vehicles which are in use day and night. The new Hella lights using LED technology pick up where other lighting concepts reach the limits of their possibilities.

In the LED stoplight sector, for example: LEDs make quicker early warning possible on your vehicle. The LEDs are arranged next to one another and switch on 0.2 seconds more quickly than filament bulbs – the reaction time that can sometimes make the difference between life and death.

### *Let's not forget profitability!*


Thanks to pioneering LED technology, frequent bulb replacement will become a thing of the past. Comparative calculations show that the use of LED technology in comparison to conventional bulbs will usually have paid for itself after the very first bulb replacement. There are no follow-on costs for replacing faulty lights or bulbs. LED lights are wear and maintenance-free. Reliability and economy are the convincing arguments in day-to-day operation.











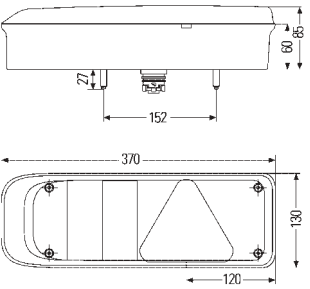


*Advantages of the Hella LED products at a glance:*

- High operational safety
- Long service life
- Insensitive to vibration and jarring
- Dust and waterproof
- Resistant to high-pressure jet cleaners (some model series)
- Minimum energy consumption
- Increased safety thanks to quick switch-on behaviour of the LEDs
- Compact models
- Functional design
- LED lights are wear- and maintenance-free





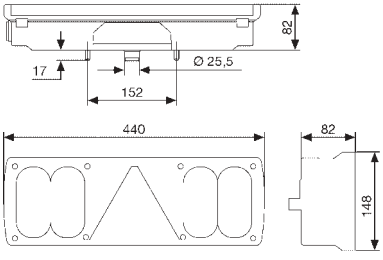
# Multi-function lights

Illustration	Description	Part number	PU
<b>Tail/stop/indicator/rear fog/reverse light</b>			
 <p>(E4) 10218 </p>	with integrated triangular reflector, for horizontal surface mounting to 24 V trailers or semi-trailers, vibration damping, central plug and pre-fitted 24 V bulbs		
	right	<b>2VP 340 830-001</b>	1
	left	<b>2VP 340 830-011</b>	1
	right	<b>2VP 340 930-001 ●</b>	1
left	<b>2VP 340 930-011 ●</b>	1	
 <p>(E4) 10218 </p>	with rubber arm light with SML		
	right	<b>2VP 340 830-101</b>	1
	left	<b>2VP 340 830-111</b>	1
	right	<b>2VP 340 930-101 ●</b>	1
left	<b>2VP 340 930-111 ●</b>	1	
 <p>(E4) 10218, 10219 </p>	with side marker reflector light (SMLR)		
	right	<b>2VP 340 830-021</b>	1
	left	<b>2VP 340 830-031</b>	1
	right	<b>2VP 340 930-021 ●</b>	1
left	<b>2VP 340 930-031 ●</b>	1	
 <p>(E4) 10218 </p>	with screw-connection cable M20 x 1.5 (instead of central plug), without bulbs		
	right	<b>2VP 340 831-001</b>	1
	left	<b>2VP 340 831-011</b>	1
	right	<b>2VP 340 931-001 ●</b>	1
left	<b>2VP 340 931-011 ●</b>	1	
	<b>Spare parts:</b>		
	Lens for combination rearlight, incl. 4 screws		
	right (for single bulb fitting)	<b>9EL 340 829-001</b>	1
	left (for single bulb fitting)	<b>9EL 340 829-011</b>	1
	right (for double bulb fitting)	<b>9EL 340 829-021 ■</b>	1
	left (for double bulb fitting)	<b>9EL 340 829-031 ■</b>	1
	Lens for rubber arm light	<b>9EL 303 581-001</b>	1
	Lens for SMLR	<b>9EL 343 273-001</b>	1
	<b>Bulbs:</b>		
	4x 24 V, 21 W (P21W)	<b>8GA 002 073-241</b>	10
2x 24 V, 10 W (R10W)	<b>8GA 002 071-251</b>	10	
2x 24 V, 4 W (T4W)	<b>8GP 002 067-241</b>	10	



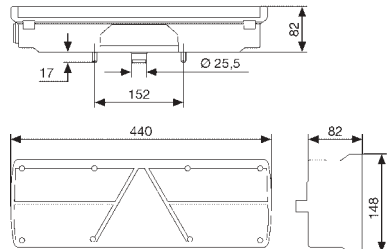


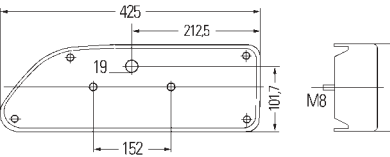
● Double bulbs fitted in the taillight

■ In the case of combination rearlights with single bulb fitting in the taillight, it is not possible to simply replace the non-transparent lens by a transparent lens in the area of the triangular reflector in order to achieve a double bulb fitting! For this, the complete lights have to be replaced, on both sides of the trailer.



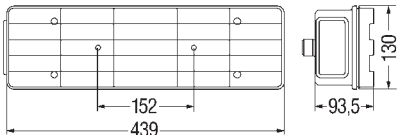


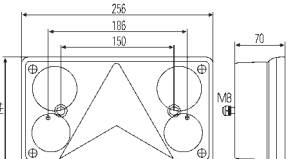
# Multi-function lights

Illustration	Description	Part number	PU
 <p data-bbox="135 488 255 533">E1 1072</p>  <p data-bbox="135 582 239 627">E4 280</p> 	<p data-bbox="614 246 1021 309"><b>Tail/stop/indicator/rear fog/reverse/ side marker reflector light</b></p> <p data-bbox="614 342 1165 504">with integrated triangular reflector (for horizontal surface mounting to 24 V trailers and semi-trailers), vertical patterning, threaded screw attachment 26 x 1.5, and vibration damping, and double bulb fitted in the taillight</p> <p data-bbox="614 629 1093 757">with 500 mm cable, with 7-pole EasyConn plug housing, for rear adapter 8KA 340 819-... left right</p> <p data-bbox="614 853 1189 981">with 500 mm cable and 7-pole EasyConn plug housing, with licence plate light, for rear adapter 8KA 340 819-... left</p> <p data-bbox="614 1077 1029 1167">without cable, without licence plate light left right</p> <p data-bbox="614 1263 758 1294"><b>Spare parts:</b> Lens left/right Lens for SMLR</p> <p data-bbox="614 1391 694 1422"><b>Bulbs:</b> 2 x 24 V, 5 W (R5W) 4 x 24 V, 21 W (P21W) 1 x 24 V, 5 W (C5W) 1 x 24 V, 10 W (R10W)</p>	<p data-bbox="1220 694 1508 725">2VP 340 450-451 ■ 1</p> <p data-bbox="1220 725 1508 757">2VP 340 450-441 ■ 1</p> <p data-bbox="1220 947 1508 978">2VP 340 450-491 ■ 1</p> <p data-bbox="1220 1104 1508 1135">2VP 340 450-031 1</p> <p data-bbox="1220 1135 1508 1167">2VP 340 450-021 1</p> <p data-bbox="1220 1294 1508 1326">9EL 340 208-001 1</p> <p data-bbox="1220 1326 1508 1357">9EL 146 838-001 2</p> <p data-bbox="1220 1422 1508 1453">8GA 002 071-241 10</p> <p data-bbox="1220 1453 1508 1485">8GA 002 073-241 10</p> <p data-bbox="1220 1485 1508 1516">8GM 002 092-241 10</p> <p data-bbox="1220 1516 1508 1547">8GA 002 071-251 10</p>	


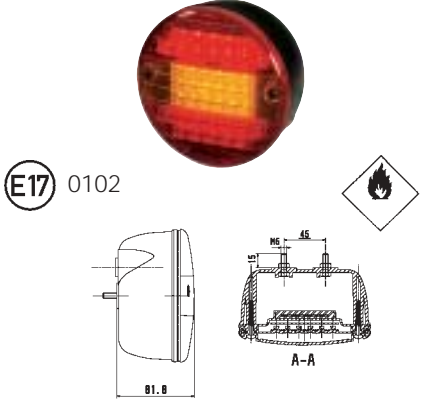
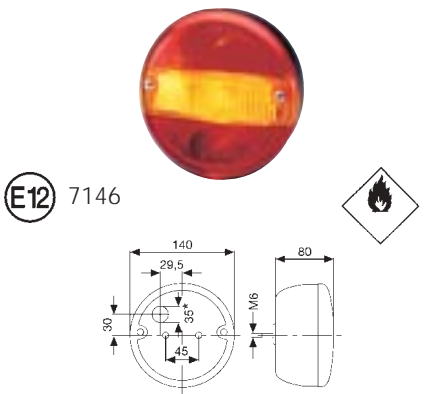
## Multi-function lights

Illustration	Description	Part number	PU
 <p data-bbox="95 481 215 537"><b>(E1)</b> 1072</p>  <p data-bbox="95 571 215 627"><b>(E4)</b> 280</p> 	<p data-bbox="574 246 989 302"><b>Tail/stop/indicator/rear fog/reverse/ side marker reflector light</b></p> <p data-bbox="574 347 1157 504">with integrated triangular reflector (for horizontal surface mounting to 24 V trailers and semi-trailers), horizontal patterning, threaded screw attachment 26 x 1.5, vibration damping, and double bulb fitted in the taillight</p> <p data-bbox="574 593 1157 660">with 500 mm cable and 7-pole EasyConn plug housing. for rear adapter 8KA 340 819-...</p> <p data-bbox="574 660 614 683">left</p> <p data-bbox="574 694 622 716">right</p> <p data-bbox="574 784 1021 851">with 1,400 mm cable and connecting plug, for combination distributor 8JE 340 060-...</p> <p data-bbox="574 851 614 873">left</p> <p data-bbox="574 884 622 907">right</p> <p data-bbox="574 974 718 1008"><b>Spare parts:</b></p> <p data-bbox="574 1008 718 1041">Lens left/right</p> <p data-bbox="574 1041 734 1075">Lens for SMLR</p> <p data-bbox="574 1108 654 1142"><b>Bulbs:</b></p> <p data-bbox="574 1142 790 1176">2 x 24 V, 5 W (R5W)</p> <p data-bbox="574 1176 813 1209">4 x 24 V, 21 W (P21W)</p> <p data-bbox="574 1209 790 1243">1 x 24 V, 5 W (C5W)</p>	<p data-bbox="1181 660 1460 683"><b>2VP 340 450-511 ■ 1</b></p> <p data-bbox="1181 694 1460 716"><b>2VP 340 450-501 ■ 1</b></p> <p data-bbox="1181 851 1460 873"><b>2VP 340 450-151 ■ 1</b></p> <p data-bbox="1181 884 1460 907"><b>2VP 340 450-141 ■ 1</b></p> <p data-bbox="1181 1008 1460 1030"><b>9EL 340 208-021 1</b></p> <p data-bbox="1181 1041 1460 1064"><b>9EL 146 838-001 2</b></p> <p data-bbox="1181 1142 1460 1164"><b>8GA 002 071-241 10</b></p> <p data-bbox="1181 1176 1460 1198"><b>8GA 002 073-241 10</b></p> <p data-bbox="1181 1209 1460 1232"><b>8GM 002 092-241 10</b></p>	
 <p data-bbox="95 1579 215 1635"><b>(E17)</b> 9701</p>  	<p data-bbox="574 1332 1037 1366"><b>Tail/stop/indicator/rear fog/reverse light</b></p> <p data-bbox="574 1422 1005 1556">with integrated triangular reflector, for horizontal surface mounting to trailers, vibration damping, and double bulb fitted in the taillight</p> <p data-bbox="574 1624 997 1646">with bush, without cable, bulbs and plug</p> <p data-bbox="574 1657 614 1680">left</p> <p data-bbox="574 1691 622 1713">right</p> <p data-bbox="574 1780 718 1814"><b>Spare parts:</b></p> <p data-bbox="574 1814 670 1848">Lens left</p> <p data-bbox="574 1848 686 1881">Lens right</p> <p data-bbox="574 1904 654 1937"><b>Bulbs:</b></p> <p data-bbox="574 1937 813 1971">3 x 24 V, 21 W (P21W)</p> <p data-bbox="574 1971 853 2004">2 x 24 V, 21/5 W (P21/5W)</p>	<p data-bbox="1181 1646 1460 1668"><b>2VP 007 907-031 1</b></p> <p data-bbox="1181 1680 1460 1702"><b>2VP 007 907-041 1</b></p> <p data-bbox="1181 1814 1460 1836"><b>9EL 150 965-001 1</b></p> <p data-bbox="1181 1848 1460 1870"><b>9EL 150 966-001 1</b></p> <p data-bbox="1181 1937 1460 1960"><b>8GA 002 073-241 10</b></p> <p data-bbox="1181 1971 1460 1993"><b>8GD 002 078-241 10</b></p>	




# Multi-function lights

Illustration	Description	Part number	PU
 <p data-bbox="135 448 223 504">(E1) 71</p>  	<p data-bbox="614 241 1077 275"><b>Tail/stop/indicator/rear fog/reverse light</b></p> <p data-bbox="614 336 1173 459">for horizontal surface mounting (right or left) to trailers, with vibration damping, ribbed lens, pre-fitted 24 V bulbs, (double bulb fitted in the taillight)</p> <p data-bbox="614 492 1141 548">with 6-wire cable, 1,400 mm long and 6-pole plug, suitable for combination distributor 8JE 340 060-...</p> <p data-bbox="614 560 933 582">with side marker reflector light</p> <p data-bbox="614 593 965 616">without side marker reflector light</p> <p data-bbox="614 649 1077 772">with threaded screw attachment 26 x 1.5, union nut, sealing ring, sealing plug mounted</p> <p data-bbox="614 784 758 817"><b>Spare parts:</b></p> <p data-bbox="614 828 758 851">Lens left/right</p> <p data-bbox="614 862 1157 884">6-pole connection set (for light with cable assembly)</p> <p data-bbox="614 918 694 952"><b>Bulbs:</b></p> <p data-bbox="614 963 853 985">4 x 24 V, 21 W (P21W)</p> <p data-bbox="614 996 853 1019">2 x 24 V, 10 W (R10W)</p> <p data-bbox="614 1030 821 1052">1 x 24 V, 5 W (C5W)</p>	<p data-bbox="1220 548 1500 571">2SK 340 101-011 ■ 1</p> <p data-bbox="1220 582 1500 604">2SK 340 101-001 ■ 1</p> <p data-bbox="1220 705 1500 728">2SK 340 101-021 1</p> <p data-bbox="1220 739 1500 761">2SK 340 101-031 1</p> <p data-bbox="1220 828 1500 851">9EL 340 201-001 1</p> <p data-bbox="1220 862 1500 884">9XX 340 222-001 1</p> <p data-bbox="1220 952 1500 974">8GA 002 073-241 10</p> <p data-bbox="1220 985 1500 1008">8GA 002 071-251 10</p> <p data-bbox="1220 1019 1500 1041">8GM 002 092-241 10</p>	
 <p data-bbox="135 1344 223 1400">(E1) 864</p>  	<p data-bbox="614 1108 1077 1142"><b>Tail/stop/indicator/rear fog/reverse light</b></p> <p data-bbox="614 1198 1204 1355">with integrated triangular reflector, for horizontal surface mounting to trailers or semi-trailers with limited mounting space, optionally available with licence plate lighting and side marker reflector light, with bush, without cable and bulbs</p> <p data-bbox="614 1388 933 1444">with side marker reflector light, without licence plate light</p> <p data-bbox="614 1456 646 1478">left</p> <p data-bbox="614 1489 662 1512">right</p> <p data-bbox="614 1545 965 1601">without side marker reflector light, without licence plate light</p> <p data-bbox="614 1612 646 1635">left</p> <p data-bbox="614 1646 662 1668">right</p> <p data-bbox="614 1702 933 1758">with side marker reflector light, with licence plate light, left</p> <p data-bbox="614 1792 965 1848">without side marker reflector light, with licence plate light, left</p> <p data-bbox="614 1881 758 1915"><b>Spare parts:</b></p> <p data-bbox="614 1926 710 1948">Lens left</p> <p data-bbox="614 1960 726 1982">Lens right</p> <p data-bbox="614 2016 694 2049"><b>Bulbs:</b></p> <p data-bbox="614 2060 853 2083">3 x 24 V, 21 W (P21W)</p> <p data-bbox="614 2094 901 2116">1 x 24 V, 21/5 W (P21/5W)</p> <p data-bbox="614 2128 821 2150">2 x 24 V, 4 W (T4W)</p>	<p data-bbox="1220 1444 1500 1467">2VP 340 400-131 1</p> <p data-bbox="1220 1478 1500 1500">2VP 340 400-121 1</p> <p data-bbox="1220 1601 1500 1624">2VP 340 400-151 1</p> <p data-bbox="1220 1635 1500 1657">2VP 340 400-141 1</p> <p data-bbox="1220 1724 1500 1747">2VP 340 400-451 1</p> <p data-bbox="1220 1814 1500 1836">2VP 340 400-471 1</p> <p data-bbox="1220 1904 1500 1926">9EL 340 203-011 1</p> <p data-bbox="1220 1937 1500 1960">9EL 340 203-001 1</p> <p data-bbox="1220 2027 1500 2049">8GA 002 073-241 10</p> <p data-bbox="1220 2060 1500 2083">8GD 002 078-241 10</p> <p data-bbox="1220 2094 1500 2116">8GP 002 067-241 10</p>	




# Multi-function lights

Illustration	Description	Part number	PU
 <p><b>(E4)</b> 377, 396, 397, 421, 3134, 3880, 4033, 23215</p>	<p><b>Tail/stop/indicator/rear fog/reverse light</b></p> <p>for horizontal surface or flush mounting, pre-fitted 24 V bulbs, (double bulb fitted in the taillight), 500 mm cable and 7-pole EasyConn plug housing</p> <p>left right</p> <p><b>Spare part:</b> Lens left/right</p> <p><b>Bulbs:</b> 4 x 24 V, 21 W (P21W) 2 x 24 V, 10 W (R10W)</p>	<p><b>2SK 340 103-131</b> ■ 1 <b>2SK 340 103-121</b> ■ 1</p> <p><b>9EL 122 772-001</b> 2</p> <p><b>8GA 002 073-241</b> 10 <b>8GA 002 071-251</b> 10</p>	
 <p><b>(E17)</b> 0102</p>	<p><b>Tail/stop/indicator light in LED technology</b></p> <p>with 4-wire cable 1,500 mm long, 42 LEDs, Taillight = 0,5 W / 12 LEDs Stop light = 2 W / 12 LEDs Indicator = 3 W / 18 LEDs</p> <p>If the vehicle manufacturer does not guarantee bulb failure control through the vehicle wiring system, the LED indicator of the series 001 685 must not be fitted to vehicles which have been approved for use on public roads. They can only be used in vehicles such as container transporters, large diggers or crawler excavators.</p>	<p><b>2SD 001 685-347</b> 20</p>	
 <p><b>(E12)</b> 7146</p> <p>* recommended diameter for all connection possibilities</p>	<p><b>Tail/stop/indicator light</b></p> <p>for horizontal surface mounting, with vibration damping, with 7-pole EasyConn central plug plus bush</p> <p><b>Spare parts:</b> Lens with seal and screws Bulb holder with vibration damping</p> <p><b>Bulbs:</b> 2 x 24 V, 21 W (P21W) 1 x 24 V, 5 W (R5W)</p>	<p><b>2SD 001 685-501</b> 1 <b>2SD 001 685-231</b> 1</p> <p><b>9EL 113 324-001</b> 2 <b>9FT 998 007-011</b> 5</p> <p><b>8GA 002 073-241</b> 10 <b>8GA 002 071-241</b> 10</p>	

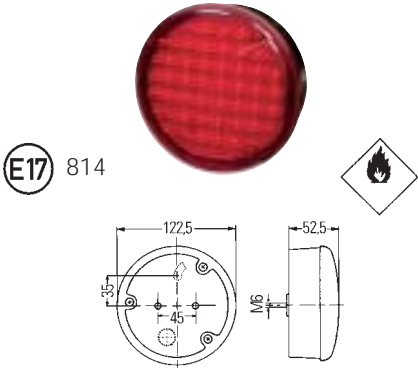
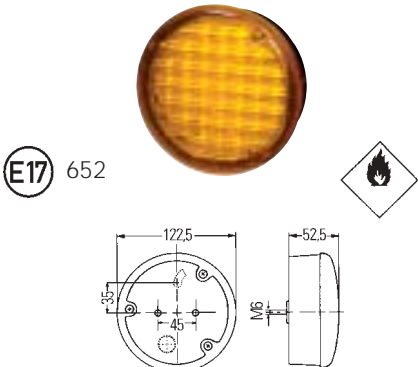
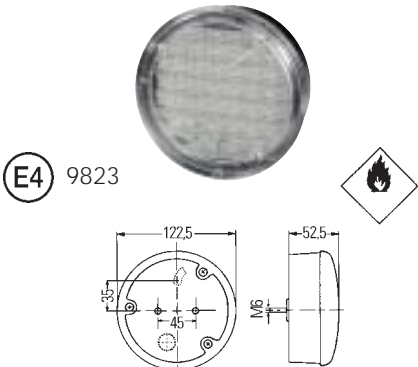
# Multi-function lights

Illustration	Description	Part number	PU
 <p>(E1) 8496</p> <p>* recommended diameter for all connection possibilities</p>	<p>Lens red, for surface-mounting to vertical surfaces</p> <p><b>Rear fog light</b></p> <p>with bush with 2-pole EasyConn central plug</p>	<p>2NE 001 423-011 1</p> <p>2NE 001 423-211 1</p>	
 <p>(E1) 42657</p>	<p><b>Indicator</b></p> <p>Lens amber, for surface-mounting to vertical surfaces</p> <p>with bush</p> <p><b>Bulb:</b> 1 x 24 V, 21 W (P21W)</p>	<p>2BA 001 423-087 24</p> <p>8GA 002 073-241 10</p>	
 <p>(E1) 8704</p> <p>* recommended diameter for all connection possibilities</p>	<p><b>Reverse light</b></p> <p>Clear lens, for surface-mounting to vertical surfaces</p> <p>with bush with 2-pole EasyConn central plug</p> <p><b>Spare part:</b> Lens with screws</p> <p><b>Bulb:</b> 1 x 24 V, 21 W (P21W)</p>	<p>2ZR 001 423-001 1</p> <p>2ZR 001 423-221 1</p> <p>9EL 106 588-001 12</p> <p>8GA 002 073-241 10</p>	

# Single-function lights

Illustration	Description	Part number	PU
 <p>(E1) 2186</p>	<p><b>Reverse light "Comet 450"</b></p> <p>for upright or pendant surface mounting, powerful halogen headlight technology, extremely bright and wide illumination, for H3 bulb, for 12 V or 24 V, swivelling base with attachment screw M10 (included loose)</p> <p><b>Spare part:</b> Light insert</p> <p><b>Bulbs:</b> 1 x 12 V, 55 W (H3) 1 x 24 V, 70 W (H3)</p>	<p><b>2ZR 005 860-151</b> 1</p> <p><b>9EL 145 660-021</b> 1</p> <p><b>8GH 002 090-133</b> 1</p> <p><b>8GH 002 090-251</b> 1</p>	
 <p>(E1) 2185</p>	<p><b>Reverse light "Comet 550"</b></p> <p>for upright or pendant surface mounting, powerful halogen headlight technology, extremely bright and wide illumination, for H3 bulb, for 12 V or 24 V, swivelling base with attachment screw M10 (included loose)</p> <p><b>Spare part:</b> Light insert</p> <p><b>Bulbs:</b> 1 x 12 V, 55 W (H3) 1 x 24 V, 70 W (H3)</p>	<p><b>2ZR 005 700-191</b> 1</p> <p><b>9EL 135 000-021</b> 1</p> <p><b>8GH 002 090-133</b> 1</p> <p><b>8GH 002 090-251</b> 1</p>	
 <p>(E1) 2184</p>	<p><b>Reverse light "Ultra Beam"</b></p> <p>for upright surface mounting, with 2-pole AMP plug-type connection and pre-fitted H3 24 V/70 W bulb, without protective cap, powerful halogen headlight technology, extremely wide and homogeneous illumination, with vibration damping, Swivelling base with M10 attachment screw</p> <p><b>Spare part:</b> Light insert</p> <p><b>Bulbs:</b> 1 x 24 V, 70 W (H3)</p>	<p><b>2ZR 997 506-391</b> 1</p> <p><b>9DF 998 525-081</b> 1</p> <p><b>8GH 002 090-251</b> 1</p>	


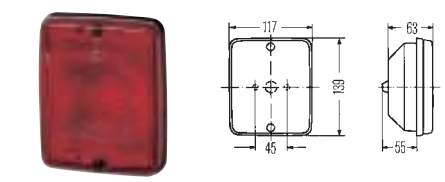







# Single-function lights

Illustration	Description	Part number	PU
 <p data-bbox="132 443 239 479"><b>E17</b> 814</p> <p data-bbox="132 685 253 721"><b>E17</b> 3810</p>	<p data-bbox="612 246 932 277"><b>Light using LED technology</b></p> <p data-bbox="612 311 925 405">Lens red, 24 V, with 37 LEDs, with PUR cable 500 mm long, without plug</p> <p data-bbox="612 439 772 470"><b>Tail/stop light</b></p> <p data-bbox="612 472 782 504">Taillight = 0,7 W</p> <p data-bbox="612 506 785 537">Stop light = 5 W</p> <p data-bbox="612 692 772 723"><b>Rear fog light</b></p> <p data-bbox="612 725 823 757">Rear fog light = 4 W</p>	<p data-bbox="1220 501 1414 533"><b>2SB 964 169-301</b></p> <p data-bbox="1481 501 1501 533">1</p> <p data-bbox="1220 723 1414 754"><b>2NE 964 169-341</b></p> <p data-bbox="1481 723 1501 754">1</p>	
 <p data-bbox="132 1048 239 1084"><b>E17</b> 652</p>	<p data-bbox="612 853 932 884"><b>Light using LED technology</b></p> <p data-bbox="612 918 952 1012">Lens amber, 24 V, with 37 LEDs, with PUR cable 500 mm long, without plug</p> <p data-bbox="612 1046 719 1077"><b>Indicator</b></p> <p data-bbox="612 1079 796 1111">Indicator = 3,5 W</p> <p data-bbox="612 1167 1208 1245">If the vehicle manufacturer does not guarantee bulb failure control through the vehicle wiring system, the LED indicator of the series 964 169 must not be fitted to vehicles which have been approved for use on public roads. They can only be used in vehicles such as container transporters, large-scale diggers or crawler excavators.</p>	<p data-bbox="1220 1077 1414 1108"><b>2BA 964 169-311</b></p> <p data-bbox="1481 1077 1501 1108">1</p>	
 <p data-bbox="132 1608 253 1644"><b>E4</b> 9823</p> <p data-bbox="132 1977 266 2013"><b>E4</b> 23254</p>	<p data-bbox="612 1406 932 1438"><b>Light using LED technology</b></p> <p data-bbox="612 1471 930 1565">Clear lens, 24 V, with 37 LEDs, with PUR cable 500 mm long, without plug</p> <p data-bbox="612 1626 882 1657"><b>Tail/stop/indicator light</b></p> <p data-bbox="612 1659 761 1691">Taillight = 1 W</p> <p data-bbox="612 1693 785 1724">Stop light = 4 W</p> <p data-bbox="612 1727 777 1758">Indicator = 5 W</p> <p data-bbox="612 1760 647 1792">left</p> <p data-bbox="612 1794 660 1825">right</p> <p data-bbox="612 1989 767 2020"><b>Reverse light</b></p> <p data-bbox="612 2022 820 2054">Reverse light = 5 W</p> <p data-bbox="612 2056 647 2087">left</p> <p data-bbox="612 2089 660 2121">right</p> <p data-bbox="612 1843 1208 1921">If the vehicle manufacturer does not guarantee bulb failure control through the vehicle wiring system, the LED indicator of the series 964 169 must not be fitted to vehicles which have been approved for use on public roads. They can only be used in vehicles such as container transporters, large-scale diggers or crawler excavators.</p>	<p data-bbox="1220 1756 1414 1787"><b>2SD 964 169-331</b></p> <p data-bbox="1481 1756 1501 1787">1</p> <p data-bbox="1220 1789 1414 1821"><b>2SD 964 169-421</b></p> <p data-bbox="1481 1789 1501 1821">1</p> <p data-bbox="1220 2054 1414 2085"><b>2ZR 964 169-351</b></p> <p data-bbox="1481 2054 1501 2085">1</p> <p data-bbox="1220 2087 1414 2119"><b>2ZR 964 169-361</b></p> <p data-bbox="1481 2087 1501 2119">1</p>	

# Single-function lights

Illustration	Description	Part number	PU
 <p><b>(E13)</b> 0533</p>	<p><b>"DuraLED" light</b></p> <p>using LED technology, clear lens with 36 LEDs and potted 2,500 mm cable with stripped cable ends, for horizontal and vertical surface mounting, multi-volt 9 - 33 V</p> <p><b>Tail/stop/park light</b></p> <p>red light, Taillight = 2 W Stop light = 9 W Park light = 2 W</p> <p><b>Indicator</b></p> <p>amber light, with integrated electronics for bulb failure control, Indicator = 9 W</p> <p>Hella supplies an electronic ballast 5DS 009 552-001 for the light 2BA 959 070-631 which guarantees indicator bulb failure display for 24 V applications. This is necessary as long as the vehicle manufacturer does not guarantee indicator bulb failure control via the vehicle wiring system.</p> <p><b>Accessories (please order separately):</b> Ballast for indicator failure display</p>	<p><b>2SP 959 060-601</b> 1</p> <p><b>2BA 959 070-631</b> 1</p> <p><b>5DS 009 552-001*</b> 1</p>	
 <p><b>(E4)</b> 10176</p>	<p><b>"DuraLED" Combi light</b></p> <p>using LED technology, clear lens with 40 LEDs and potted 2,500 mm cable stripped cable ends, for horizontal surface mounting, multi-volt 8 - 28 V</p> <p><b>Tail/stop/indicator light</b></p> <p>amber and red light, with integrated electronics for bulb failure control Taillight = 1 W Stop light = 5 W Indicator = 5 W</p> <p>Hella supplies an electronic ballast 5DS 009 552-001 for the light 2SD 959 050-401 which guarantees indicator bulb failure display for 24 V applications. This is necessary as long as the vehicle manufacturer does not guarantee indicator bulb failure control via the vehicle wiring system.</p> <p><b>Accessories (please order separately):</b> Ballast for indicator failure display</p>	<p><b>2SD 959 050-401</b></p> <p><b>5DS 009 552-001*</b> 1</p>	

# Single-function lights



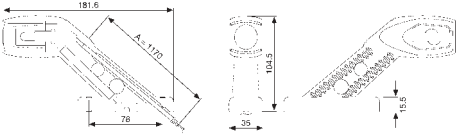

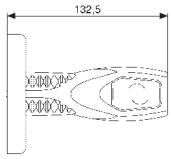

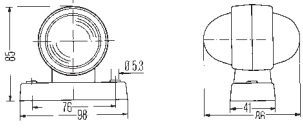
Illustration	Description	Part number	PU
 <p><b>E4</b> 10208</p>	<p><b>"EuroLED" light</b></p> <p>1 LED, multi-volt 9 - 33 V, 2.5 Watt, 2,500 mm cable</p> <p><b>Tail/stop light</b>, lens red</p> <p><b>Rear fog light</b>, clear lens (LED red)</p> <p><b>Indicator</b>, lens amber</p> <p>Hella supplies an electronic ballast 5DS 009 552-001 for the light 2BA 959 822-601 which guarantees the indicator bulb failure control for 24 V applications. This is necessary as long as the vehicle manufacturer does not guarantee indicator bulb failure control via the vehicle wiring system.</p> <p><b>Reverse light</b>, clear lens</p> <p><b>Accessories (please order separately):</b> Ballast for indicator bulb failure display</p>	<p><b>2SB 959 821-601</b> 1</p> <p><b>2NE 959 821-201</b> 1</p> <p><b>2BA 959 822-601*</b> 1</p> <p><b>2ZR 959 820-601</b> 1</p> <p><b>5DS 009 552-001*</b> 1</p>	
 <p><b>E1</b> 11591</p>   <p><b>E1</b> 240</p>  <p><b>E1</b> 18411</p>  <p><b>E1</b> 32764</p>   <p><b>E1</b> 8728</p> 	<p>For tank trucks, for horizontal or vertical surface or flush mounting</p> <p><b>Taillight</b></p> <p><b>Spare part:</b> Lens</p> <p><b>Bulb:</b> 1 x 24 V, 5 W (RW5)</p> <p><b>Stop light</b></p> <p><b>Spare part:</b> Lens</p> <p><b>Bulb:</b> 1 x 24 V, 21 W (P21W)</p> <p><b>Rear fog light</b></p> <p><b>Spare parts:</b> Lens Reflector</p> <p><b>Bulb:</b> 1 x 24 V, 21 W (P21W)</p> <p><b>Indicator</b></p> <p><b>Spare part:</b> Lens</p> <p><b>Bulb:</b> 1 x 24 V, 21 W (P21W)</p> <p><b>Reverse light</b></p> <p><b>Spare parts:</b> Lens Reflector</p> <p><b>Bulb:</b> 1 x 24 V, 21 W (P21W)</p>	<p><b>2SA 003 236-041</b> 1</p> <p><b>9EL 120 201-001</b> 4</p> <p><b>8GA 002 071-241</b> 10</p> <p><b>2DA 003 236-031</b> 1</p> <p><b>9EL 119 544-031</b> 4</p> <p><b>8GA 002 073-241</b> 10</p> <p><b>2NE 003 236-001</b> 1</p> <p><b>9EL 119 544-001</b> 4</p> <p><b>9DX 119 545-011</b> 2</p> <p><b>8GA 002 073-241</b> 10</p> <p><b>2BA 003 236-021</b> 1</p> <p><b>9EL 119 544-021</b> 4</p> <p><b>8GA 002 073-241</b> 10</p> <p><b>2ZR 003 236-051</b> 1</p> <p><b>9EL 119 544-111</b> 4</p> <p><b>9DX 119 545-051</b> 2</p> <p><b>8GA 002 073-241</b> 10</p>	

\* Available from September 2006.

# Single-function lights



Illustration	Description	Part number	PU
 <p><b>(E4)</b> 7696</p>	<p><b>Auxiliary stop light</b></p> <p>for horizontal and vertical surface mounting, with 10 LEDs, with cable 3,000 mm long, installed height 9 mm, screw connection and cover caps, red lens</p> <p>24 V</p>	<p><b>2DA 343 106-011</b></p>	<p>1</p>
 <p><b>(E1)</b> 597</p>	<p><b>Licence plate light</b></p> <p>for surface-mounting to the left and right of the licence plates 340 x 240 mm and 520 x 120 mm, clear lens, with pre-fitted tubular bulb, housing made of black plastic with integrated M5 attachment screws</p> <p>with 500 mm cable and 2-pole EasyConn socket housing</p> <p>with 500 mm cable and Quick-Link wiring</p> <p><b>Bulb:</b> 1 x 24 V, 5 W (C5W)</p> <p><b>Accessories (please order separately):</b> Clamp for Quick-Link wiring Installation tool for Quick-Link cable connections</p>	<p><b>2KA 340 828-001</b></p> <p><b>2KA 340 828-041</b></p> <p><b>8GM 002 092-241</b></p> <p><b>8KW 998 602-002</b></p> <p><b>8PE 008 932-001</b></p>	<p>1</p> <p>1</p> <p>10</p> <p>15</p> <p>1</p>
 <p><b>(E12)</b> 4031</p>	<p><b>Licence plate light</b></p> <p>for surface mounting above the licence plates 340 x 240 mm (1 light) and 520 x 120 mm (2 lights) or to the left and right of the licence plates 340 x 240 mm and 520 x 120 mm, clear lens, housing and socket made of black plastic, bulb holder with vibration damping</p> <p><b>Bulb:</b> 1 x 24 V, 10 W (R10W)</p>	<p><b>2KA 998 523-001</b></p> <p><b>8GA 002 071-251</b></p>	<p>1</p> <p>10</p>
 <p><b>(E4)</b> 4068</p>	<p><b>Licence plate light using LED technology</b></p> <p>for surface mounting to the left and right of the licence plates 340 x 240 mm and 520 x 120 mm, clear lens, housing and socket made of black plastic, bulb holder with vibration damping, with 2 caulked screws, multi-volt 10-33 V, with 2 LEDs</p> <p>500 mm cable and 2-pole EasyConn socket housing</p>	<p><b>2KA 959 640-661</b></p>	<p>1</p>

# Single-function lights

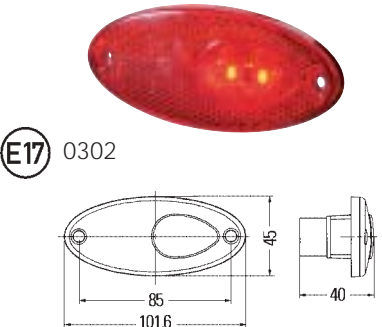
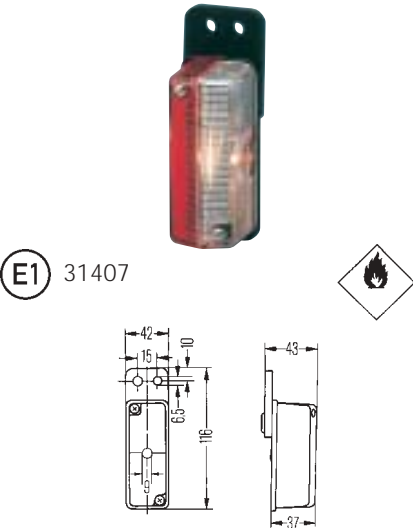
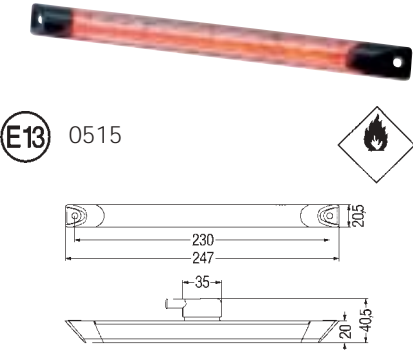
Illustration	Description	Part number	PU
 <p><b>E4</b> 10211</p>   <p><b>E4</b> 10211</p>   <p><b>E4</b> 10211</p> 	<p><b>Clearance light red/clear-glass/amber</b></p> <p>with black rubber arm and rubber frame, integrated side marker light and pre-fitted 24 V/4 W bulb, lens for clearance light clear-glass to the front, red to the rear, amber for the side marker light</p> <p><b>for upright surface mounting at the side (vertical),</b> with 500 mm cable and</p> <p>2-pole EasyConn socket housing left right</p> <p>Quick-Link wiring left right</p> <p><b>for upright surface mounting at the side (horizontal),</b> with 500 mm cable and</p> <p>2-pole EasyConn socket housing left right</p> <p>Quick-Link wiring left right</p> <p><b>for surface mounting at the side, attachable at the right and left,</b> with 500 mm cable and</p> <p>2-pole EasyConn socket housing Quick-Link wiring</p> <p><b>Spare part:</b> Lens</p> <p><b>Bulb:</b> 1 x 24 V, 4 W (T4W)</p> <p><b>Accessories (please order separately):</b> Clamp for Quick-Link wiring Installation tool for Quick-Link cable connections</p>	<p>2XS 340 827-011 ■ 1</p> <p>2XS 340 827-001 ■ 1</p> <p>2XS 340 827-131 1</p> <p>2XS 340 827-121 1</p> <p>2XS 302 241-071 ■ 1</p> <p>2XS 302 241-081 ■ 1</p> <p>2XS 302 241-091 1</p> <p>2XS 302 241-101 1</p> <p>2XS 302 240-051 ■ 1</p> <p>2XS 302 240-031 1</p> <p>9EL 303 581-001 1</p> <p>8GP 002 067-241 10</p> <p>8KW 998 602-002 15</p> <p>8PE 008 932-001 1</p>	
 <p><b>E13</b> 9401</p> 	<p><b>Clearance light red/white</b></p> <p>for trailers and semi-trailers with tarpaulin, lenses (red to the rear, milky white to the front) not mounted, housing made of black rubber, light pre-wired</p> <p><b>Spare parts:</b> Lens red milky white</p> <p><b>Bulb:</b> 1 x 24 V, 5 W (R5W)</p>	<p>2XS 955 031-001 2</p> <p>9EL 950 315-061 5</p> <p>9EL 950 315-031 5</p> <p>8GA 002 071-241 10</p>	

■ with cable, plug and pre-fitted bulbs


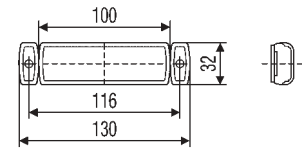





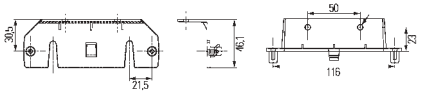
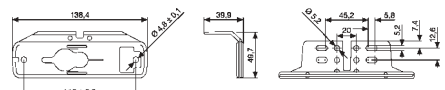
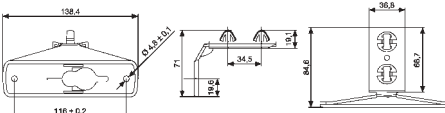
# Single-function lights

Illustration	Description	Part number	PU
 <p><b>(E13)</b> 9401</p>	<p><b>Clearance light red/white</b></p> <p>trailers and semi-trailers with tarpaulin, with straight rubber arm, for upright surface mounting at the side</p> <p>When using the light for pendant mounting, please order the red lens <b>9EL 950 315-001</b> with water drain hole.</p> <p>Light pre-wired, for right or left surface mounting, lenses (red to the rear, milky white to the front) not mounted</p> <p>Lenses (red to the rear, milky white to the front) mounted, with cased, 2-wire round cable, 1,700 mm long, pre-fitted 24 V/5 W bulb and 2-pole plug, suitable for combination distributor 8JE 340 060-...</p> <p>left right</p> <p><b>Spare parts:</b> Lens red, for upright surface mounting red, for pendant surface mounting milky white 2-pole connection set (for light with cable assembly)</p> <p><b>Bulb:</b> 1 x 24 V, 5 W (R5W)</p>	<p><b>2XS 955 232-001</b> 2</p> <p><b>2XS 340 107-011</b> ■ 1 <b>2XS 340 107-001</b> ■ 1</p> <p><b>9EL 950 315-061</b> 5 <b>9EL 950 315-001</b> 5 <b>9EL 950 315-031</b> 5 <b>9XX 340 220-001</b> 1</p> <p><b>8GA 002 071-241</b> 10</p>	
 <p><b>(E13)</b> 9401</p>	<p><b>Clearance light red/white</b></p> <p>for trailers and semi-trailers with tarpaulin, with rubber arm, for upright surface mounting at the side</p> <p>When using the light for pendant mounting, please order the red lens <b>9EL 950 315-001</b> with water drain hole.</p> <p>Light pre-wired, for right or left surface mounting, Lenses (red to the rear, milky white to the front) not mounted</p> <p>Lenses (red to the rear, milky white to the front) mounted, with cased, 2-wire round cable, 1,700 mm long, pre-fitted 24 V/5 W bulb and 2-pole plug, suitable for combination distributor 8JE 340 060-...</p> <p>left right</p> <p><b>Spare parts:</b> Lens red, for upright surface mounting red, for pendant surface mounting milky white 2-pole connection set (for light with cable assembly)</p> <p><b>Bulb:</b> 1 x 24 V, 5 W (R5W)</p>	<p><b>2XS 950 071-031</b> 2</p> <p><b>2XS 340 108-011</b> ■ 1 <b>2XS 340 108-001</b> ■ 1</p> <p><b>9EL 950 315-061</b> 5 <b>9EL 950 315-001</b> 5 <b>9EL 950 315-031</b> 5 <b>9XX 340 220-001</b> 1</p> <p><b>8GA 002 071-241</b> 10</p>	


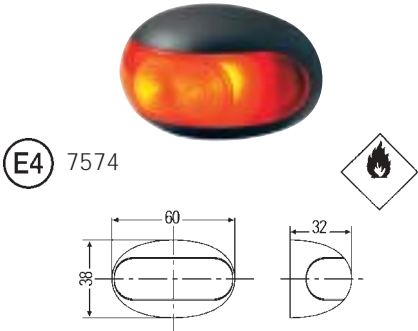
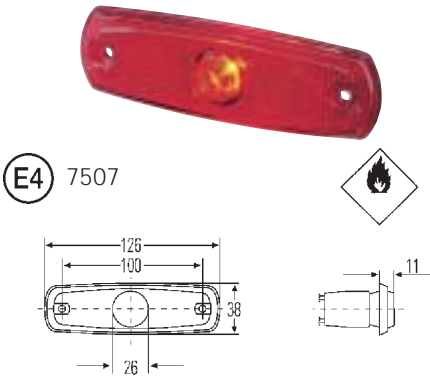
# Single-function lights

Illustration	Description	Part number	PU
 <p><b>E17</b> 0302</p>	<p><b>Clearance light using LED technology</b></p> <p>for horizontal surface mounting, 2 LEDs, with reflector, seal and cable 5,000 mm long, 24 V, lens red</p>	<p><b>2TM 964 295-091</b> 1</p>	
 <p><b>E1</b> 31407</p>	<p><b>Clearance light red/clear-glass</b></p> <p>for trailers and semi-trailers with tarpaulin, Lens (clear-glass to the front, red to the rear), with rubber fitting plate</p> <p>plus bush</p> <p>with cased, 2-wire round cable, 1,700 mm long, pre-fitted bulb and 2-pole plug, suitable for combination distributor 8JE 340 060-... left right</p> <p><b>Spare parts:</b> Body/lens with screws 2-pole connection set (for light with cable assembly)</p>	<p><b>2XS 005 020-011</b> 10</p> <p><b>2XS 340 109-011</b> ■ 1 <b>2XS 340 109-001</b> ■ 1</p> <p><b>9EL 132 215-001</b> 2 <b>9XX 340 220-001</b> 1</p>	
 <p><b>E13</b> 0515</p>	<p><b>Clearance light, clear-glass</b></p> <p>for box trailers and semi-trailers, for vertical or horizontal surface-mounting, using LED light guide technology, clear lens, base plate and caps made of grey plastic, 2 holes for attachment screws, Ø 5.4 mm, with 2 pre-fitted red LEDs, with bush</p>	<p><b>2XS 008 078-001</b> 1</p>	

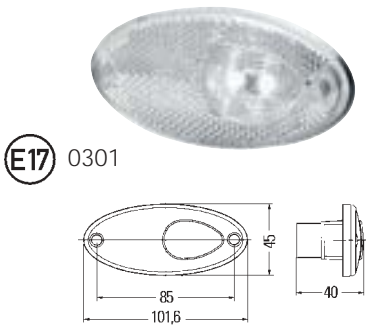





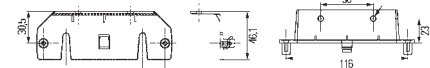
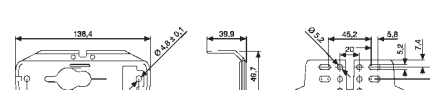
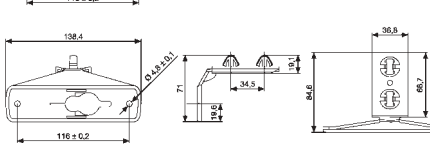
# Single-function lights

Illustration	Description	Part number	PU
 <p><b>E1</b> 1395, 1398</p>  	<p><b>Clearance/taillight in LED technology</b></p> <p>Red lens, with reflector, 24 V, for vertical and horizontal surface mounting, extremely low-profile design, with potted electrical cable.</p> <p>The light is attached using the attachment holes at the side or a bracket (please order separately).</p> <p>with 2-pole EasyConn plug housing and 5,000 mm cable</p>	<p><b>2TM 008 645-351</b> 1</p>	
 <p><b>E1</b> 1395, 1398</p> 	<p>with open cable end and 500 mm cable</p> <p>5,000 mm cable</p>	<p><b>2TM 008 645-061</b> 1</p> <p><b>2TM 008 645-071</b> 1</p>	
 <p><b>E1</b> 1395, 1398</p> 	<p>with Quick-Link wiring for contacting a 2-wire flat cable, complete with clamp</p> <p>with 300 mm cable</p> <p>with 5,000 mm cable</p>	<p><b>2TM 008 645-651</b> 1</p> <p><b>2TM 008 645-661</b> 1</p>	
	<p><b>Accessories (please order separately):</b></p> <p>Installation tool for Quick-Link cable connections</p> <p>Rubber seal as base between light and vehicle</p> <p>Angled brackets for all the above lights:</p> <p>Universal angled bracket with 2 attachment screws for fixing the lights to the bracket.</p>	<p><b>8PE 008 932-001</b> 1</p> <p><b>9GD 157 876-001</b> 22</p>	
	<p>Universal angled bracket</p>	<p><b>8HG 160 409-002</b> 10</p> <p><b>8HG 340 489-001</b> 1</p>	
	<p>Clip angled to the rear</p>	<p><b>8HG 340 413-001</b> 1</p>	

# Single-function lights

Illustration	Description	Part number	PU
 <p><b>E13</b> 0531</p>	<p><b>Clearance/signal light in LED technology</b></p> <p>Flush mounted light, 8 - 28 V with 500 mm cable with 5,000 mm cable</p>	<p><b>2XA 959 610-401</b> 2 <b>2XA 959 610-411</b> 2</p>	
 <p><b>E4</b> 7574</p>	<p><b>Clearance/signal light in LED technology</b></p> <p>Surface mounted light, 8 - 28 V with 500 mm cable with 5,000 mm cable</p>	<p><b>2XA 959 560-401</b> 2 <b>2XA 959 560-411</b> 2</p>	
 <p><b>E4</b> 7507</p>	<p><b>Clearance light</b></p> <p>for horizontal flush mounting, red lens, without reflector, with pre-fitted 24 V/5 W bulb</p> <p><b>Bulb:</b> 1 x 24 V, 5 W (W5W)</p> <p><b>Accessories (please order separately):</b> Seal Bush</p>	<p><b>2SA 962 964-091</b> 1</p> <p><b>8GP 003 594-251</b> 10</p> <p><b>9GD 963 281-001</b> 60 <b>9GD 963 129-001</b> 60</p>	

# Single-function lights

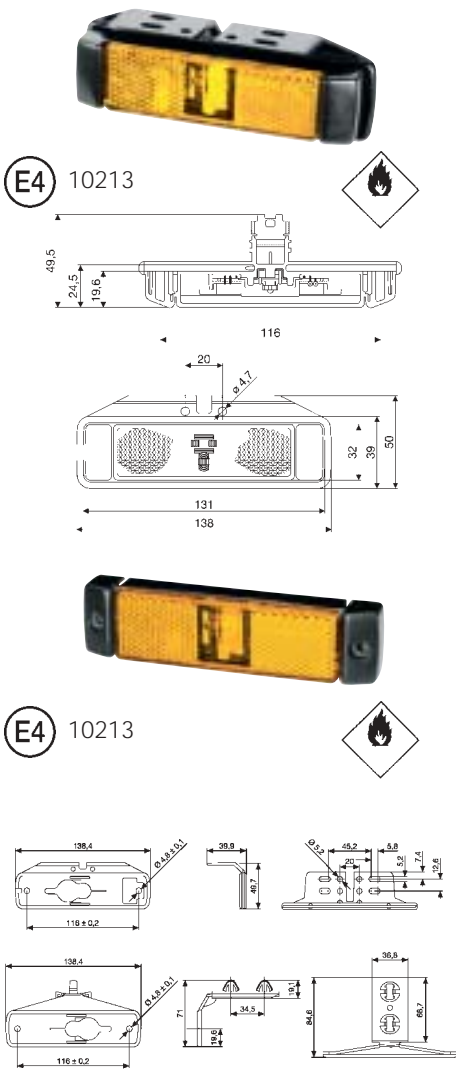
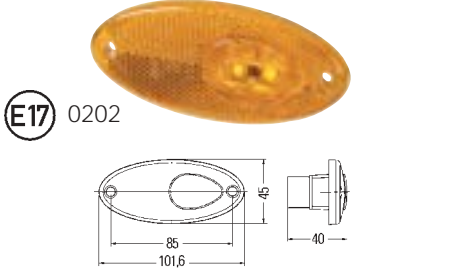
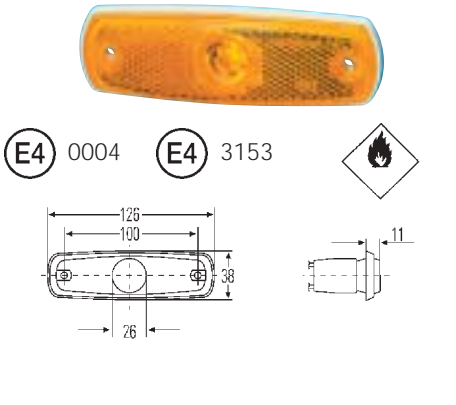
Illustration	Description	Part number	PU
 <p><b>E17</b> 0301</p>	<p><b>Position light using LED technology</b></p> <p>for horizontal surface mounting, 2 LEDs, with reflector, seal and cable 5,000 mm long, 24 V, clear lens</p>	<p><b>2PG 964 295-111</b></p>	<p>1</p>
 <p><b>E1</b> 1395</p>	<p><b>Position/clearance light using LED technology</b></p> <p>Clear lens, with reflector, 24 V, for vertical and horizontal surface mounting, extremely low-profile design, with potted electrical cable.</p> <p>The light attachment is via attachment holes at the side or using a bracket (please order separately).</p> <p>with 2-pole EasyConn plug housing with 300 mm cable with 1,300 mm cable with 3,000 mm cable</p>	<p><b>2PG 008 645-321</b></p> <p><b>2PG 008 645-331</b></p> <p><b>2PG 008 645-341</b></p>	<p>1</p> <p>1</p> <p>1</p>
 <p><b>E1</b> 1395</p>	<p>with open cable end and 500 mm cable 5,000 mm cable</p>	<p><b>2PG 008 645-041</b></p> <p><b>2PG 008 645-051</b></p>	<p>1</p> <p>1</p>
 <p><b>E1</b> 1395</p>	<p>with Quick-Link wiring for contacting a 2-wire flat cable, complete with clamp with 300 mm cable with 5,000 mm cable</p>	<p><b>2PG 008 645-631</b></p> <p><b>2PG 008 645-641</b></p>	<p>1</p> <p>1</p>
 <p><b>E1</b> 1395</p>	<p><b>Accessories (please order separately):</b> Installation tool for Quick-Link cable connections</p>	<p><b>8PE 008 932-001</b></p>	<p>1</p>
	<p>Rubber seal as base between light and vehicle</p>	<p><b>9GD 157 876-001</b></p>	<p>22</p>
	<p>Angled brackets for all the above lights: Universal angled bracket with 2 attachment screws for fixing the lights to the bracket.</p>	<p><b>8HG 160 409-002</b></p>	<p>10</p>
	<p>Universal angled bracket</p>	<p><b>8HG 340 489-001</b></p>	<p>1</p>
	<p>Clip angled to the rear</p>	<p><b>8HG 340 413-001</b></p>	<p>1</p>

# Single-function lights


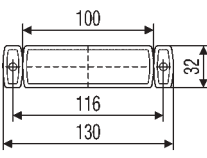








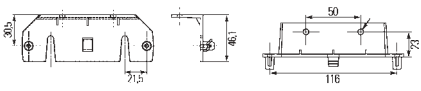
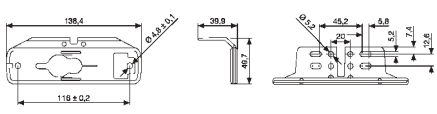
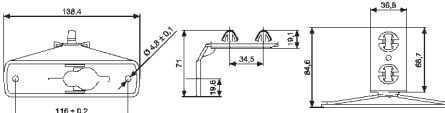
Illustration	Description	Part number	PU
 <p><b>E4</b> 7597</p>	<p><b>Position/clearance light using LED technology</b></p> <p>Flush mounted light, 10 - 33 V with 500 mm cable with 5,000 mm cable</p>	<p><b>2PF 959 590-401</b> 2 <b>2PF 959 590-411</b> 2</p>	
 <p><b>E4</b> 7575</p>	<p><b>Position/clearance light using LED technology</b></p> <p>Surface mounted light, 10 - 33 V with 500 mm cable with 5,000 mm cable</p>	<p><b>2PF 959 570-401</b> 2 <b>2PF 959 570-411</b> 2</p>	
 <p><b>E4</b> 7499</p>	<p><b>Position light</b></p> <p>for horizontal or vertical flush mounting, clear lens without reflector, with pre-fitted 24 V/3 W bulb,</p> <p><b>Bulb:</b> 1 x 24 V, 3 W (W3W)</p> <p><b>Accessories (please order separately):</b> Seal Bush</p>	<p><b>2PF 962 964-071</b> 1</p> <p><b>8GP 003 594-241</b> 10</p> <p><b>9GD 963 281-001</b> 60 <b>9GD 963 129-001</b> 60</p>	
	<p><b>Position light using LED technology</b></p> <p>flush mounted light, clear lens without reflector, with 2 LEDs, 24 V, 2-pole EasyConn central plug</p>	<p><b>2PF 340 825-001</b> 1</p>	

# Single-function lights

Side lighting


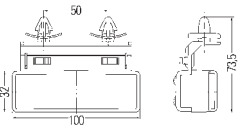

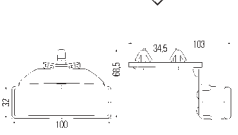

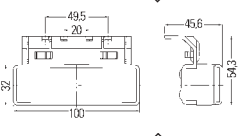

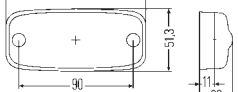

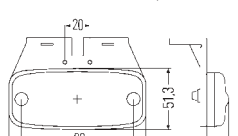

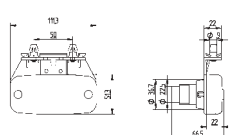

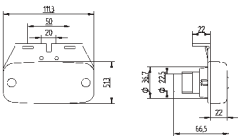
Illustration	Description	Part number	PU
 <p><b>E4</b> 10213</p> <p>with reflector, 24 V, for horizontal surface mounting, protected against inverse polarity thanks to bridge circuit</p> <p><b>Attachment "forwards" or "backwards" using angled bracket,</b> with 2-pole EasyConn central plug</p> <p>with 2-pole EasyConn plug housing, and moulded cable 1,300 mm long</p> <p>with Quick-Link wiring (suitable for Hella flat cable), and 1,300 mm cable</p> <p><b>Attachment using attachment holes at the side</b> with 2-pole EasyConn central plug</p> <p>with 2-pole EasyConn plug housing, and moulded cable 1,300 mm long</p> <p>with Quick-Link wiring (suitable for Hella flat cable), and 1,300 mm cable</p> <p><b>Accessories (please order separately):</b>            Universal angled bracket            Clip angled to the rear            Clamp for Quick-Link wiring            Installation tool for Quick-Link cable connections</p>		<p><b>2PS 340 836-051</b> 1</p> <p><b>2PS 340 837-111</b> 1</p> <p><b>2PS 340 837-041</b> 1</p> <p><b>2PS 340 836-011</b> 1</p> <p><b>2PS 340 837-101</b> 1</p> <p><b>2PS 340 837-031</b> 1</p> <p><b>8HG 340 489-001</b> 1</p> <p><b>8HG 340 413-001</b> 1</p> <p><b>8KW 998 602-002</b> 15</p> <p><b>8PE 008 932-001</b> 1</p>	
 <p><b>E17</b> 0202</p> <p>for horizontal surface mounting, with 2 LEDs, reflector, seal and two cables 500 mm long, 24 V, lens amber</p>	<p><b>Side marker light using LED technology</b></p>	<p><b>2PS 964 295-051</b> 1</p>	
 <p><b>E4</b> 0004 <b>E4</b> 3153</p> <p>for horizontal or vertical flush mounting, amber lens with reflector, with pre-fitted 24 V/3 W bulb</p> <p><b>Bulb:</b> 1 x 24 V, 3 W (W3W)</p> <p><b>Accessories (please order separately):</b>            Seal            Bush</p>	<p><b>Side marker light</b></p>	<p><b>2PS 962 964-012</b> 1</p> <p><b>8GP 003 594-241</b> 10</p> <p><b>9GD 963 281-001</b> 60</p> <p><b>9GD 963 129-001</b> 60</p>	

# Single-function lights

Illustration	Description	Part number	PU
 <p>(E1) 1395, 1396</p>  	<p><b>Side marker light using LED technology</b></p> <p>Lens amber, with reflector, 24 V, for vertical and horizontal surface mounting, extremely low-profile design, with potted electrical cable.</p> <p>The light attachment is via attachment holes at the side or using a bracket (please order separately). with horizontal surface mounting, with 2-pole EasyConn plug housing, with 300 mm cable with 1,300 mm cable with 2,000 mm cable</p>	<p>2PS 008 645-301 1</p> <p>2PS 008 645-311 1</p> <p>2PS 008 645-361 1</p>	
 <p>(E1) 1395, 1396</p> 	<p>for horizontal surface-mounting, with open cable end and 1,500 mm cable</p>	<p>2PS 008 645-001 1</p>	
 <p>(E1) 1395, 1397</p> 	<p>for vertical surface mounting, with open cable end and 1,500 mm cable</p>	<p>2PS 008 645-021 1</p>	
 <p>(E1) 1395, 1396</p> 	<p>for horizontal surface-mounting, with Quick-Link wiring for contacting a 2-wire flat cable, complete with clamp with 300 mm cable with 1,300 mm cable</p>	<p>2PS 008 645-611 1</p> <p>2PS 008 645-621 1</p>	
<p>(E1) 1395, 1396</p> 	<p><b>Accessories (please order separately):</b></p>		
	<p>Installation tool for Quick-Link cable connections</p>	<p>8PE 008 932-001 1</p>	
	<p>Rubber seal as base between light and vehicle</p>	<p>9GD 157 876-001 22</p>	
	<p>Angled brackets for all the above lights:</p>		
	<p>Universal angled bracket with 2 attachment screws for fixing the lights to the bracket</p>	<p>8HG 160 409-002 10</p>	
	<p>Universal angled bracket</p>	<p>8HG 340 489-001 1</p>	
	<p>Clip angled to the rear</p>	<p>8HG 340 413-001 1</p>	

Further lengths on request.

# Single-function lights

Illustration	Description	Part number	PU
  <p>(E1) 1429</p>   <p>(E1) 1429</p>   <p>(E1) 1429</p>	<p><b>Side marker light using LED technology</b></p> <p>with reflector and bracket, for horizontal surface mounting, 24 V, electrical connection of the lights to a 2-wire flat cable is by means of incision clamping technology, lights are quick and easy to install</p> <p>with "long" angled bracket for clipping</p> <p>with "crossways" angled bracket for clipping</p> <p>with "universal" angled bracket</p> <p>Flush-mounted version on request.</p>	<p><b>2PS 008 643-021</b> 1</p> <p><b>2PS 008 643-011</b> 1</p> <p><b>2PS 008 643-031</b> 1</p>	
  <p>(E17) 9605</p>   <p>(E17) 9605</p>	<p><b>Side marker light using LED technology</b></p> <p>with reflector, for horizontal surface mounting</p> <p>without bracket, with 500 mm cable and insulated ends</p> <p>with universal bracket (angled to the rear), 500 mm cable and insulated ends</p> <p><b>Accessories (please order separately):</b> Seal</p>	<p><b>2PS 963 639-011</b> 1</p> <p><b>2PS 963 639-071</b> 1</p> <p><b>9GD 341 063-007</b> 20</p>	
  <p>(E17) 9605</p>   <p>(E17) 9605</p>	<p><b>Side marker light using LED technology</b></p> <p>with reflector, for horizontal surface mounting</p> <p>with clip angled to the front</p> <p>with universal bracket, angled to the rear</p> <p><b>Necessary accessories (please order separately):</b> Usable cables and connection sets Round cable (100 m) 2-pole connection set 2-pole connection set (for 10 lights)</p>	<p><b>2PS 340 001-001</b> 1</p> <p><b>2PS 340 001-011</b> 1</p> <p><b>8KL 340 055-001</b> 1 <b>9XX 340 220-011</b> 10 <b>9XX 340 220-801</b> 1</p>	

Side lighting




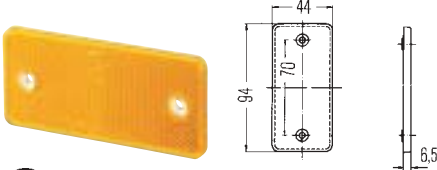

## Single-function lights

Illustration	Description	Part number	PU
 <p>Illustration of a round interior light with a stainless steel housing and a clear PC lens. Technical drawings show a diameter of 80 mm and a height of 37 mm.</p>	<p><b>Interior light</b></p> <p>for flush mounting, made of stainless steel, round PC lens, clear-glass, pre-fitted 24 V/21 W bulb, extremely quick and easy bulb replacement with no tools necessary thanks to clip-in lens</p> <p><b>Bulb:</b> 1 x 24 V, 21 W (P21W)</p>	<p><b>2JA 008 615-001</b></p> <p><b>8GA 002 073-241</b></p>	<p>1</p> <p>1</p>
 <p>Illustration of a long, cylindrical transistor overhead light with a white body and clear lens. Technical drawings show a length of 273 mm and 390 mm, and a diameter of 40 mm.</p>	<p><b>Transistor overhead light</b></p> <p>for surface mounting, without switch, clear lens, white body, partly interference-suppressed, power consumption approx. 800 mA, pre-fitted compact fluorescent bulb 24 V/8W</p> <p>Not suitable for refrigerated vehicles.</p> <p><b>Bulb:</b> Compact fluorescent bulb 8 W</p>	<p><b>2JA 340 111-001</b></p> <p><b>8GS 002 296-111</b></p>	<p>1</p> <p>1</p>
 <p>Illustration of a round transistor interior light with a white housing and milky white lens. Technical drawings show a diameter of 180 mm and a height of 37.5 mm.</p>	<p><b>Transistor interior light</b></p> <p>without switch, lens milky white, housing white, 120 connection cable incl. protection against excess voltage and undervoltage, multi-volt 10 - 30 V, pre-fitted 7 W compact fluorescent bulb, 3 holes for mounting</p> <p><b>Bulb:</b> Compact fluorescent bulb 7 W</p>	<p><b>2JA 998 565-032</b></p> <p><b>8GS 861 955-001</b></p>	<p>1</p> <p>1</p>
 <p>Illustration of a rectangular "DuraLED" interior light with a white housing and clear lens. A red "New!" sticker is present. Technical drawings show a length of 177 mm and 148 mm, and a height of 31 mm.</p>	<p><b>"DuraLED" interior light</b></p> <p>using LED technology, clear lens housing white, with 36 white LEDs and potted 2,500 mm cable with stripped cable ends, multi-volt 9 - 33 V, 9 W</p>	<p><b>2JA 959 037-511</b></p>	<p>1</p>
 <p>Illustration of a round "CargoLED" interior light with a silver aluminium installation frame and clear lens. A red "New!" sticker is present. Technical drawings show a diameter of 183 mm and a height of 31 mm.</p>	<p><b>"CargoLED" interior light</b></p> <p>using LED technology, clear lens installation frame silver (aluminium) with 4 mounting holes for attachment screws, with 4 white Power LEDs and cast 310 mm cable with stripped cable ends, multi-volt 10 - 31 V, 6 W</p>	<p><b>2JB 343 227-001</b></p>	<p>1</p>

## Single-function lights

Illustration	Description	Part number	PU
	<p><b>Work light "Picador"</b></p> <p>for upright or pendant surface mounting, with pre-fitted H3 24 V/70 W bulb, FF technology for large-surface and long-range illumination, Swivelling base with M10 attachment screw</p> <p>with 1,600 mm cable and 2-pole EasyConn sleeve housing</p> <p><b>Accessories (please order separately):</b> Attachment bracket for 4-point mounting</p> <p><b>Bulb:</b> 1 x 24 V, 70 W (H3)</p>	<p><b>1GA 340 861-001</b> ■ 1</p> <p><b>9XD 130 261-001</b> 5</p> <p><b>8GH 002 090-251</b> 10</p>	
	<p><b>Work light "Ultra Beam"</b></p> <p>for upright or pendant surface mounting, with 2-pole AMP plug-type connection and pre-fitted H3 24 V/70 W bulb, without protective cap, FF technology for long-range illumination, swivelling base with M10 attachment screw</p> <p><b>Accessories (please order separately):</b> Adapter cable for connection to the EasyConn system</p> <p>with 1,000 mm cable and 2-pole EasyConn plug housing</p> <p>with 1,000 mm cable and 2-pole EasyConn socking housing</p> <p>Attachment bracket for 4-point mounting</p> <p><b>Spare parts:</b> Headlight insert Protective cap for AMP plug-type connection</p> <p><b>Bulb:</b> 1 x 24 V, 70 W (H3)</p>	<p><b>1GA 007 506-048</b> 40</p> <p><b>8KA 340 854-021</b> 1</p> <p><b>8KA 340 852-051</b> 1</p> <p><b>9XD 130 261-001</b> 5</p> <p><b>1GA 998 525-001</b> 1</p> <p><b>9GH 993 984-001</b> 1</p> <p><b>8GH 002 090-251</b> 10</p>	
	<p><b>Work light "Torero"</b></p> <p>for upright flush mounting, with pre-fitted H3 24 V/70 W bulb and switch, patterning for long-range illumination, swivelling base with M10 attachment screw</p> <p>with 1,600 mm cable and 2-pole EasyConn socking housing</p> <p><b>Accessories (please order separately):</b> Attachment bracket for 4-point mounting</p> <p><b>Spare parts:</b> Headlight insert Switch</p> <p><b>Bulb:</b> 1 x 24 V/70 W (H3)</p>	<p><b>1G3 005 760-241</b> ■ 1</p> <p><b>9XD 130 261-001</b> 5</p> <p><b>1G3 135-211-011</b> 10</p> <p><b>6EB 005 633-001</b> 1</p> <p><b>8HG 002 090-251</b> 10</p>	




# Reflectors

Illustration	Description	Part number	PU
 <p><b>E1</b> 01 21353</p>	<p><b>Reflector</b></p> <p>effective reflecting area 22 cm<sup>2</sup>, with plastic base plate, 1 hole Ø 6 mm, for attachment screw,</p> <p>central attachment</p>	<p><b>8RA 002 014-051</b></p>	25
 <p><b>E2</b> 01 330</p>	<p><b>Reflector</b></p> <p>self-adhesive</p>	<p><b>8RA 002 014-101</b></p>	25
 <p><b>E17</b> 01 338</p>	<p><b>Reflector</b></p> <p>effective reflecting area 18 cm<sup>2</sup>, self-adhesive</p>	<p><b>8RA 004 412-001</b></p>	20
 <p><b>E1</b> 02 21395</p>	<p><b>Reflector</b></p> <p>effective reflecting area 29 cm<sup>2</sup>, with plastic base plate, 2 holes Ø 4.3 mm, for attachment screws</p>	<p><b>8RA 003 326-011</b></p>	20
 <p><b>E2</b> 02 92031</p>	<p><b>Reflector</b></p> <p>self-adhesive</p>	<p><b>8RA 003 326-041</b></p>	20

# Front adapters


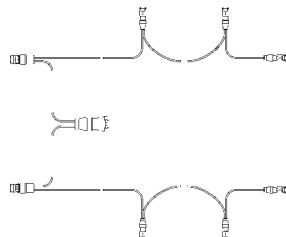
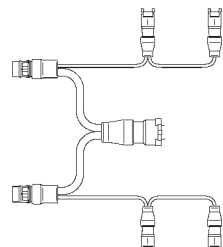
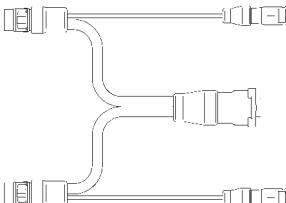
Illustration	Description	Part number	PU
	<p><b>Front adapters</b></p> <p><b>For semi-trailers.</b>                      Front adapter cable 2 x 7-wire, with 15-pole EasyConn plug housing and 7-N socket DIN-ISO 1185 (cable 3 x 2.5 mm<sup>2</sup>/4 x 1.5 mm<sup>2</sup>) and 7-S socket DIN-ISO 3731 (cable 7 x 1.5 mm<sup>2</sup>).                      Suitable for the main power supply cables of the series 8KA 340 815-..., 8KA 340 816-... and 8KA 340 817-...</p> <p>600 mm long                      1,700 mm long                      6,000 mm long</p>	<p>8KA 340 818-011 1</p> <p>8KA 340 818-001 1</p> <p>8KA 340 818-031 1</p>	
	<p><b>Front adapter</b></p> <p><b>For trailers.</b>                      Front adapter cable 2 x 7-wire, with 15-pole EasyConn plug housing and 7-N plug DIN-ISO 1185 (cable 3 x 2.5 mm<sup>2</sup>/4 x 1.5 mm<sup>2</sup>)                      7-S socket DIN-ISO 3731 (cable 7 x 1.5 mm<sup>2</sup>).                      Suitable for the main power supply cables of the series 8KA 340 815-..., 8KA 340 816-... and 8KA 340 817-...</p> <p>3,500 mm long                      6,000 mm long</p>	<p>8KA 340 841-001 1</p> <p>8KA 340 841-021 1</p>	
	<p><b>Front adapter</b></p> <p><b>For semi-trailers.</b>                      Adapter cable 15-wire (12 x 1.0 mm<sup>2</sup>/3 x 2.5 mm<sup>2</sup>), with 15-pole EasyConn plug housing and 15-pole socket DIN-ISO 12098.                      Suitable for the main power supply cables of the series 8KA 340 815-..., 8KA 340 816-... and 8KA 340 817-...</p> <p>600 mm long                      1,700 mm long</p>	<p>8KA 340 842-001 1</p> <p>8KA 340 842-011 1</p>	
	<p><b>Front adapter</b></p> <p><b>For trailers.</b>                      Adapter cable 15-wire (12 x 1.0 mm<sup>2</sup>/3 x 2.5 mm<sup>2</sup>), with 15-pole EasyConn plug housing and 15-pole plug DIN-ISO 12098.                      Suitable for the main power supply cables of the series 8KA 340 815-..., 8KA 340 816-... and 8KA 340 817-...</p> <p>3,500 mm long                      4,500 mm long                      6,000 mm long</p>	<p>8KA 340 843-001 1</p> <p>8KA 340 843-011 1</p> <p>8KA 340 843-021 1</p>	

# Main power supply cables

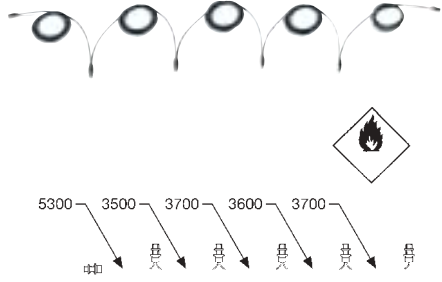
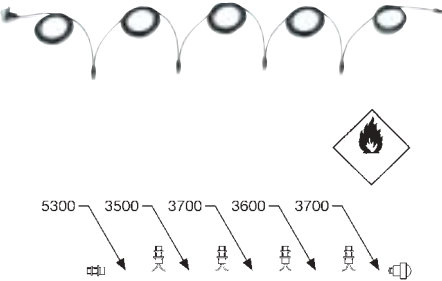

Illustration	Description	Part number	PU
	<p><b>Main power supply cable 15-wire</b></p> <p>(12 x 1.0 mm<sup>2</sup>/3 x 2.5 mm<sup>2</sup>), with two 15-pole EasyConn socket housings, pre-fitted and extrusion-coated, without additional outlets</p> <p>10,000 mm 12,000 mm 15,500 mm</p>	<p><b>8KA 340 815-011</b> 1 <b>8KA 340 815-021</b> 1 <b>8KA 340 815-001</b> 1</p>	
	<p><b>Main power supply cable 10-wire</b></p> <p>(8 x 1.0 mm<sup>2</sup>/2 x 2.5 mm<sup>2</sup>), with two 15-pole EasyConn socket housings, pre-fitted and extrusion-coated, without additional outlets</p> <p>9,000 mm 12,000 mm</p>	<p><b>8KA 340 816-001</b> 1 <b>8KA 340 816-011</b> 1</p>	
	<p><b>Main power supply cable 15-wire with outlets</b></p> <p>(12 x 1.0 mm<sup>2</sup>/3 x 2.5 mm<sup>2</sup>), with two 15-pole EasyConn socket housings, pre-fitted and extrusion-coated</p> <p>1-4 outlets (each 300 mm long) with 2-pole EasyConn socket housing (for additional functions such as reverse light or stop light) are possible.</p> <p>The plug assignment of the 2-pole EasyConn socket housing can be specified individually on request. Colour coding depends on function (see page 47).</p> <p>15,000 mm, with two outlets 300 mm long with 2-pole EasyConn socket housings (1 x brown for taillight right and 1 x black for taillight left).</p>	<p><b>8KA 340 817-011</b> 1</p>	

Sealing caps for airtight sealing of EasyConn plug or socket housings not required must be ordered separately (see page 45). Further lengths on request.

# Rear adapters



Illustration	Description	Part number	PU
 	<p><b>Rear adapters</b></p> <p><b>Rear adapter cable</b> Rear adapter cable with 15-pole EasyConn plug housing. Suitable for the main power supply cables of the series 8KA 340 815-..., 8KA 340 816-... and 8KA 340 817-...</p> <p>with two 7-wire cables (6 x 1.0 mm<sup>2</sup>/1 x 1.5 mm<sup>2</sup>), each 1,300 mm long, with outlets to two 7-pole EasyConn socket housings (for combination rearlights), as well as with three 2-pole EasyConn plug housings per side (e.g. for licence plate lights, rubber arm lights and SMLR chains), connected by three cables (2 x 0.5 mm<sup>2</sup>) per side, with a cable length of 500 mm between the individual plug housings.</p>	<p><b>8KA 340 819-001</b></p>	<p><b>1</b></p>
	<p>with two 7-wire cables (6 x 1.0 mm<sup>2</sup>/1 x 1.5 mm<sup>2</sup>), each 1,300 mm long, with outlets to two 7-pole EasyConn socket housings (for combination rearlights), as well as with two 2-pole EasyConn plug housings per side (e.g. for licence plate and rubber arm lights), connected by two cables (2 x 0.5 mm<sup>2</sup>) per side, with a cable length of 500 mm between the individual plug housings.</p>	<p><b>8KA 340 819-011</b></p>	<p><b>1</b></p>
	<p>with two 7-wire cables (6 x 1.0 mm<sup>2</sup>/1 x 1.5 mm<sup>2</sup>), each 3,000 mm long, with outlets to two 7-pole EasyConn socket housings (for combination rearlights), as well as with one 2-pole EasyConn plug housing per side (e.g. for SMLR chain), one of which is sealed tightly by a sealing cap, linked by a flat cable (2 x 1.5 mm<sup>2</sup>) 3,000 mm long per side (e.g. for clearance light with Quick-Link wiring).</p>	<p><b>8KA 340 819-041</b></p>	<p><b>1</b></p>

# SMLR chains

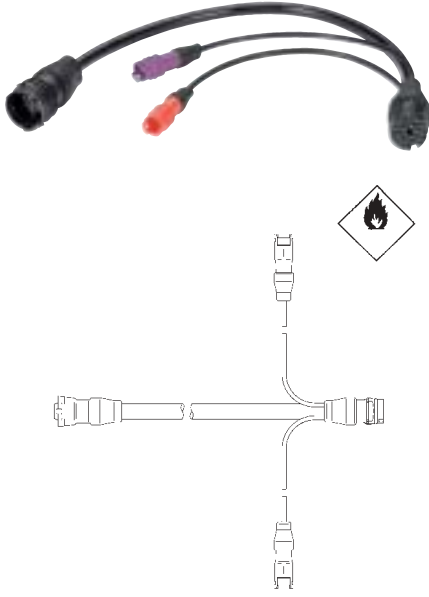

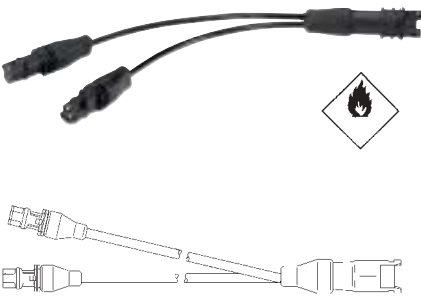
Illustration	Description	Part number	PU
	<p><b>EasyConn chain (round cable) for SMLRs</b></p> <p>Supply cable (2 x 0.5 mm<sup>2</sup>) with two 2-pole EasyConn socket housings, (for connecting 4 side marker lights) reflector and connection to the EasyConn system (e.g. to HVL with outlet or rear adapter) to supply the chain</p> <p>L1 = 5,300 mm, L2 = 3,500 mm, L3 = 3,700 mm, L4 = 3,600 mm, L5 = 3,700 mm</p> <p>without position light</p>	<p><b>8KB 340 820-061</b> 1</p>	
	<p>with position light</p>	<p><b>8KB 340 820-001</b> 1</p>	
	<p><b>EasyConn flat cable for SMLRs</b></p> <p>Supply cable (2 x 1.5 mm<sup>2</sup>) for connecting side marker lights with reflector by Quick-Link wiring or using incision clamping technology</p> <p>2-pole EasyConn socket housing and shrink end cap</p> <p>6,000 mm long 10,000 mm long 13,500 mm long 15,000 mm long 19,000 mm long 21,000 mm long</p> <p>2-pole EasyConn socket housing and position light</p> <p>10,000 mm long 13,500 mm long 15,000 mm long 19,000 mm long</p>	<p><b>8KA 340 822-071</b> 1 <b>8KA 340 822-081</b> 1 <b>8KA 340 822-051</b> 1 <b>8KA 340 822-061</b> 1 <b>8KA 340 822-091</b> 1 <b>8KA 340 822-001</b> 1</p> <p><b>8KA 340 822-041</b> 1 <b>8KA 340 822-031</b> 1 <b>8KA 340 822-021</b> 1 <b>8KA 340 822-011</b> 1</p>	

Sealing caps for airtight sealing of EasyConn plug or socket housings not required must be ordered separately (see page 45). Further lengths on request.

## Additional adapters

Illustration	Description	Part number	PU
	<p><b>Helical cable</b></p> <p>Adapter cable 15-wire (12 x 1.5 mm<sup>2</sup>/3 x 2.5 mm<sup>2</sup>) with spiral cable 3,000 mm long (working length), 15-pole EasyConn plug housing and 15-pole EasyConn socket housing. pre-fitted and extrusion-coated</p> <p>to be used as an adapter cable between the main supply cable and the rear or front adapter cable</p>	<p><b>8KA 340 845-001</b></p>	<p>1</p>
	<p><b>Y cable distributor</b></p> <p>Cable distributor with 15-pole EasyConn plug housing on the one side and two 15-pole EasyConn socket housings on the other side</p> <p>to be used as an adapter at the front or rear.</p>	<p><b>8KA 340 864-001</b></p>	<p>1</p>

## Additional adapters

Illustration	Description	Part number	PU
	<p><b>Intermediate adapter</b></p> <p>Adapter cable 15-wire (12 x 1.0 mm<sup>2</sup>/3 x 2.5 mm<sup>2</sup>) 500 mm long, with 15-pole EasyConn plug housing and 15-pole EasyConn socket housing</p> <p>1-4 outlets (each 300 mm long) with 2-pole EasyConn socket housing (for additional functions such as reverse light and stop light) are possible.</p> <p>The plug assignment of the 2-pole EasyConn socket housing can be specified individually on request. Colour coding depends on function (see page 47).</p> <p>with two outputs (each 300 mm long) on the side of the 15-pole EasyConn socket housing, and one 2-pole EasyConn socket housing each (1 x red for stop light and 1 x lilac for reverse light).</p> <p>Further versions on request.</p>	<p><b>8KA 340 846-001</b></p>	<p>1</p>
	<p><b>Intermediate adapter</b></p> <p>Y adapter cable 2-wire (2 x 0.5 mm<sup>2</sup>), with 2-pole EasyConn plug housing and two outlets 150 mm long, one 2-pole EasyConn plug housing and one 2-pole EasyConn socket housing</p>	<p><b>8KA 340 859-001</b></p>	<p>1</p>
	<p><b>Intermediate adapter</b></p> <p>Y adapter cable 2-wire (2 x 0.5 mm<sup>2</sup>), with 2-pole EasyConn plug housing and two outlets 150 mm long, one 2-pole EasyConn socket housing each</p>	<p><b>8KA 340 859-011</b></p>	<p>1</p>

# Distributor


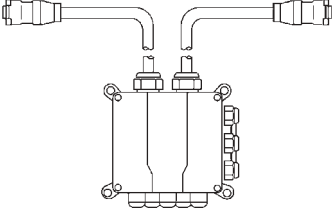

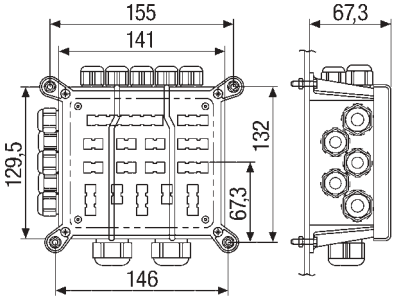

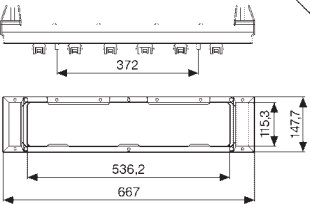
Illustration	Description	Part number	PU
 	<p><b>Distributor box</b></p> <p>with ten M16 and two M25 screw-connection cables as well as two 15-wire cables (12 x 1.0 mm<sup>2</sup>/3 x 2.5 mm<sup>2</sup>), each 500 mm long, one 15-pole EasyConn plug housing and one 15-pole EasyConn socket housing, completely pre-fitted to the pin field</p>	<p><b>8JE 340 847-001</b></p>	<p>1</p>
 	<p><b>Distributor box</b></p> <p>with ten M16 and two M25 screw-connection cables, has to be individually wired to the pin field</p>	<p><b>8JE 340 151-001</b></p>	<p>1</p>
 	<p><b>Combination distributor</b></p> <p>EasyConn combination distributor with integrated licence plate lighting (for holding the licence plate), with one 15-pole, five 7-pole and six 2-pole EasyConn connections for all technical lighting functions, and separately fused lighting circuits.</p> <p><b>Accessories (please order separately):</b></p> <p>Cover to protect the connections</p> <p><b>Bulb:</b></p> <p>for licence plate lighting 2 x 24 V, 5 W (C5W)</p>	<p><b>8JE 340 060-251</b></p> <p><b>8XS 340 095-001</b></p> <p><b>8GM 002 092-241</b></p>	<p>1</p> <p>1</p> <p>10</p>




Illustration	Description	Part number	PU
	<p><b>Distributor box</b></p> <p>with one 15-pole EasyConn connection (for the main power supply), one 7-pole EasyConn connection (for special function), three 2-pole EasyConn connections (for e.g. SMLR, licence plate, clearance light or special function) as well as screw-connection cables (6 x M12, 2 x M16 and 2 x M20) completely wired via pin block</p>	<p><b>8JE 340 867-001</b></p>	1
	<p><b>Distributor box</b></p> <p>with one 15-pole EasyConn connection (for the main power supply), two 7-pole EasyConn connections (for combination rearlight), eight 2-pole EasyConn connections (for e.g. SMLR, licence plate, clearance light or special function) as well as four M20 screw-connections completely wired via pin block</p>	<p><b>8JE 340 867-011</b></p>	1
	<p><b>Front distributor</b></p> <p>Distributor box for front connection for semi-trailers, with three combined sockets (1 x socket DIN-ISO 12098, 1 x 7-N socket DIN-ISO 1185 and 1 x 7-S socket DIN-ISO 3731), one 15-pole EasyConn connection (for the main power supply) as well as two M16 screw-connection cables (sealed)</p>	<p><b>8JE 340 898-001</b></p>	1



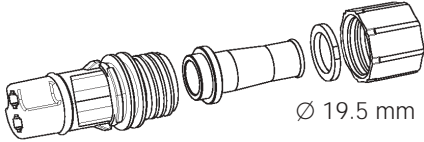
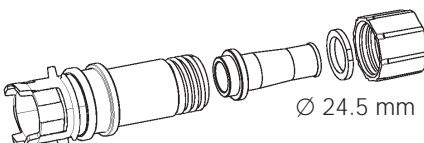
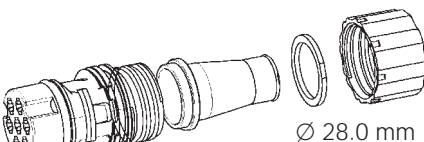
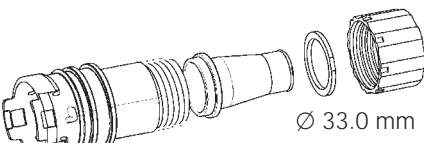
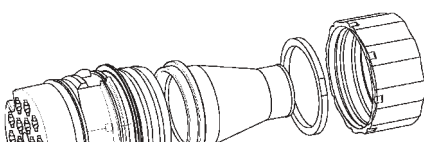
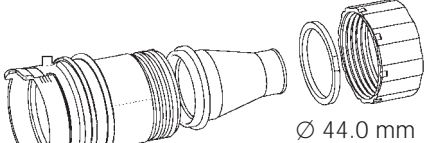
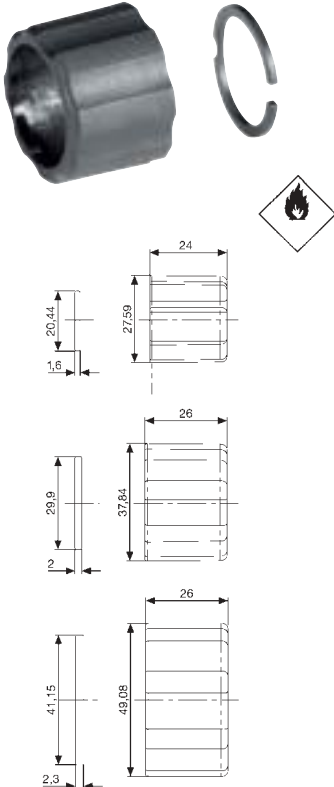
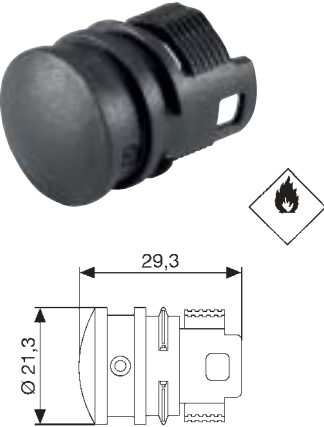




Illustration	Description	Part number	PU
	<p><b>EasyConn Service sets</b></p> <p>for customer-specific wiring requirements (customised fittings) for connection to the EasyConn system, including cable ties and corresponding number 2, 7 or 15) of contacts (blade connectors or blade sliders)</p> <p>suitable for the following Hella cables:                  2-pole: Cable FLRYY (2 x 1 mm<sup>2</sup>)                  7-pole: Cable FLRYY (6 x 1.0 mm<sup>2</sup> / 1 x 1.5 mm<sup>2</sup>)                  15-pole: Cable FLRYY (12 x 1.0 mm<sup>2</sup> / 3 x 2.5 mm<sup>2</sup>)</p> <p>See page 46 for further cables (off the roll)</p>	<p>8KL 340 009-001 1</p> <p>8KL 340 412-001 1</p> <p>8KL 340 059-001 1</p>	
			
 <p>Ø 19.5 mm</p>	with 2-pole EasyConn socket housing	9XX 340 879-001	1
 <p>Ø 24.5 mm</p>	with 2-pole EasyConn plug housing	9XX 340 882-001	1
 <p>Ø 28.0 mm</p>	with 7-pole EasyConn socket housing	9XX 340 880-001	1
 <p>Ø 33.0 mm</p>	with 7-pole EasyConn plug housing	9XX 340 883-001	1
 <p>Ø 39.0 mm</p>	with 15-pole EasyConn socket housing	9XX 340 881-001	1
 <p>Ø 44.0 mm</p>	with 15-pole EasyConn plug housing	9XX 340 884-001	1

Illustration	Description	Part number	PU
	<p><b>Safety sets</b></p> <p>for additional safety for the EasyConn plug-type connections under high tensile load, with sliding ring and union nut.</p> <p>for 2-pole EasyConn plug housing</p> <p>for 7-pole EasyConn plug housing</p> <p>for 15-pole EasyConn plug housing</p>	<p><b>9XX 340 876-007</b></p> <p><b>9XX 340 877-007</b></p> <p><b>9XX 340 878-007</b></p>	<p>20</p> <p>10</p> <p>5</p>
	<p><b>Sealing cap socket housing</b></p> <p>for the airtight sealing of any EasyConn socket housings not utilised</p> <p>for 2-pole EasyConn socket housing</p>	<p><b>9HV 340 812-007</b></p>	<p>20</p>
	<p><b>Sealing set plug housing</b></p> <p>for the airtight sealing of any EasyConn plug housings not required, with O-ring</p> <p>for 2-pole EasyConn plug housing</p> <p>for 7-pole EasyConn plug housing</p> <p>for 15-pole EasyConn plug housing</p>	<p><b>9XX 340 870-007</b></p> <p><b>9XX 340 871-007</b></p> <p><b>9XX 340 872-007</b></p>	<p>20</p> <p>10</p> <p>5</p>

# Accessories

Illustration	Description Cable cross-section (in mm <sup>2</sup> ) Colour of the single wires	Article number Length (in m)
	<p><b>Flat cable</b></p> <p>2-wire flat cable (2 x 1.5 mm<sup>2</sup>) for Quick-Link wiring and incision clamping technology</p>	<p><b>8KL 340 050-001</b> 100</p>
	<p><b>Round cable</b></p> <p>2 x 0.5            black, white</p> <p>2 x 1                black, white</p> <p>4 x 1                black, white, brown, red</p> <p>6 x 1 / 1 x 1.5    black, brown, red, blue, pink, yellow/green / white</p> <p>3 x 2.5 / 4 x 1.5   white, brown, black / red, green, yellow, white/brown</p> <p>8 x 1 / 2 x 2.5    yellow, green, blue, black, brown, red, pink, grey / white, orange</p> <p>12 x 1 / 3 x 2.5   green, pink, blue, black, brown, grey, red, yellow, white/green, white/blue, white/black, white/brown / white/red, white, orange</p>	<p><b>8KL 340 055-021</b> 100</p> <p><b>8KL 340 009-001</b> 100</p> <p><b>8KL 340 052-001</b> 50</p> <p><b>8KL 340 412-001</b> 50</p> <p><b>8KL 340 054-001</b> 50</p> <p><b>8KL 340 093-011</b> 25</p> <p><b>8KL 340 059-001</b> 25</p>



## EasyConn plug assignment and plug colours

The new EasyConn wiring system is not only flexible and safe, it is also self-explanatory. The 2, 7 and 15-pole plug and socket housings have been allocated a consistent colour coding which provides information about the light function or the installation side of the light. Thus, for example, a yellow 7-pole socket housing is an indication that the left-hand combination rearlight (which in turn

has a yellow 7-pole plug housing) has to be connected up here. And the individual cables in the plugs also have exactly defined colours for every function covered. This prevents any confusion and makes installation process-safe.

### EasyConn plug assignment (plug and socket housings)

#### 2-pole

Pin	Colour	Function
1	white	Ground
2	black	Power supply

#### 7-pole (front adapter ISO 1185 – 7N)

Pin	Colour	Function
1	white	Ground
2	black	Taillight, left
3	yellow	Indicator, left
4	red	Stop light
5	green	Indicator, right
6	brown	Taillight, right
7	blue	Brake control, trailer

#### 7-pole (front adapter ISO 3731 – 7S)

Pin	Colour	Function
1	white	Ground
2	black	not occupied
3	yellow	Reverse light
4	red	permanent plus
5	green	Control ground
6	brown	Power supply ignition switch
7	blue	Rear fog light

#### 7-pole (rear adapter)

Pin	Colour (left or right)	Function
1	white	Ground
2	red	Stoplight
3	black or brown	Taillight, left or right
4	pink	Reverse light
5	brown or black	Taillight, right or left
6	blue	Rear fog light
7	yellow/green	Indicator

#### 15-pole (ISO 12098)

Pin	Colour	Function
1	yellow	Indicator, left
2	green	Indicator, right
3	blue	Rear fog light
4	white	Ground (for pins 1-8)
5	black	Taillight, left
6	brown	Taillight, right
7	red	Stoplight
8	pink	Reverse light
9	orange	permanent plus
10	grey	Brake pad sensor
11	white /black	Sensor for brake
12	white /blue	Axle lift
13	white /red	Ground (for pins 14-15)
14	white /green	Data cable CAN_H
15	white /brown	Data cable CAN_L

### EasyConn plug colours (plug and socket housings)

#### 2-pole

Colour	Function	Colour	Function
black	Taillight, left	white	Axle lift
brown	Taillight, right	orange	permanent plus
lilac	Reverse light	grau	Brake pad sensor
blue	Rear fog light	red	Stoplight

#### 7-pole

Colour	Installation side of the light
yellow	left
blue	right

#### 15-pole

Colour
black



## Summary of type approval numbers

It's easy to find the required lights and spare parts you need:

- Look for the type approval number on the lens of the light you have.
- In the column next to the type approval numbers listed here you will then find the respective Hella part number for your order.
- The last column indicates the respective product page in this brochure which will give you more detailed information.

	Type approval number	Part number	Page
(E1)	.71	.2SK 340 101-001/-011/-021/-031	.15
(E1)	.240	.2DA 003 236-031	.21
(E1)	.597	.2KA 340 828-001/-041	.22
(E1)	.681	.2SB 001 423-097	.17
(E1)	.864	.2VP 340 400-121/-131/-141/-151/-451/-471	.15
(E1)	.1072	.2VP 340 450-021/-031/-441/-451/-491	.13
(E1)	.1072	.2VP 340 450-141/-151/-501/-511	.14
(E1)	.1395	.2PG 008 645-041/-051/-321/-331/-341/-631/-641	.28
(E1)	.1395, 1396	.2PS 008 645-001/-301/-311/-361/-611/-621	.31
(E1)	.1395, 1397	.2PS 008 645-021	.31
(E1)	.1395, 1398	.2TM 008 645-061/-071/-351/-651/-661	.26
(E1)	.1429	.2PS 008 643-011/-021/-031	.32
(E1)	.2185	.2ZR 005 700-191	.18
(E1)	.2186	.2ZR 005 860-151	.18
(E1)	.8496	.2NE 001 423-011/-211	.17
(E1)	.8704	.2ZR 001 423-001/-221	.17
(E1)	.8728	.2ZR 003 236-051	.21
(E1)	.11591	.2SA 003 236-041	.21
(E1)	.18411	.2NE 003 236-001	.21
(E1)	.21353	.8RA 002 014-051	.35
(E1)	.21395	.8RA 003 326-011	.35
(E1)	.21434	.2DA 001 423-077	.17
(E1)	.31407	.2XS 005 020-011	.25
(E1)	.31407	.2XS 340 109-001/-011	.25
(E1)	.32764	.2BA 003 236-021	.21
(E1)	.42657	.2BA 001 423-087	.17
(E2)	.330	.8RA 002 014-101	.35
(E2)	.92031	.8RA 003 326-041	.35
(E4)	.0004, 3153	.2PS 962 964-012	.30
(E4)	.280	.2VP 340 450-021/-031/-441/-451/-491	.13
(E4)	.280	.2VP 340 450-141/-151/-501/-511	.14
(E4)	.377, 396, 397, 421, .3134, 3880, 4033, 23215	.2SK 340 103-121/-131	.16
(E4)	.4068	.2KA 959 640-661	.22
(E4)	.7499	.2PF 962 964-071	.29
(E4)	.7507	.2SA 962 964-091	.27
(E4)	.7574	.2XA 959 560-401/-411	.27
(E4)	.7575	.2PF 959 570-401/-411	.29



	Type approval number	Part number	Page
(E4)	.7696	2DA 343 106-011	22
(E4)	.7597	2PF 959 590-401/-411	29
(E4)	.9823	2SD 964 169-331/-421	19
(E4)	.10176	2SD 959 050-401	20
(E4)	.10208	2BA 959 822-601	21
(E4)	.10208	2NE 959 821-201	21
(E4)	.10208	2SB 959 821-601	21
(E4)	.10208	2ZR 959 820-601	21
(E4)	.10211	2XS 302 240-031/-051	23
(E4)	.10211	2XS 302 241-071/-081/-091/-101	23
(E4)	.10211	2XS 340 827-001/-011/-121/-131	23
(E4)	.10213	2PS 340 836-011/-051	30
(E4)	.10213	2PS 340 837-031/-041/-101/-111	30
(E4)	.10218	2VP 340 830-001/-011/-101/-111	12
(E4)	.10218	2VP 340 930-001/-011/-101/-111	12
(E4)	.10218	2VP 340 831-001/-011	12
(E4)	.10218	2VP 340 931-001/-011	12
(E4)	.10218, 10219	2VP 340 830-021/-031	12
(E4)	.10218, 10219	2VP 340 930-021/-031	12
(E4)	.23254	2ZR 964 169-351/-361	19
(E12)	.4031	2KA 998 523-001	22
(E12)	.7146	2SD 001 685-231/-501	16
(E12)	.0363	2BA 959 070-631	20
(E13)	.0515	2XS 008 078-001	25
(E13)	.0531	2XA 959 610-401/-411	27
(E13)	.0533	2SP 959 060-601	20
(E13)	.9401	2XS 340 107-001/-011	24
(E13)	.9401	2XS 340 108-001/-011	24
(E13)	.9401	2XS 950 071-031	24
(E13)	.9401	2XS 955 031-001	23
(E13)	.9401	2XS 955 232-001	24
(E17)	.0102	2SD 001 685-347	16
(E17)	.0202	2PS 964 295-051	30
(E17)	.0301	2PG 964 295-111	28
(E17)	.0302	2TM 964 295-091	25
(E17)	.338	8RA 004 412-001	35
(E17)	.652	2BA 964 169-311	19
(E17)	.814	2SB 964 169-301	19
(E17)	.3810	2NE 964 169-341	19
(E17)	.9605	2PS 963 639-011/-071	32
(E17)	.9605	2PS 340 001-001/-011	32
(E17)	.9701	2VP 007 907-031/-041	14

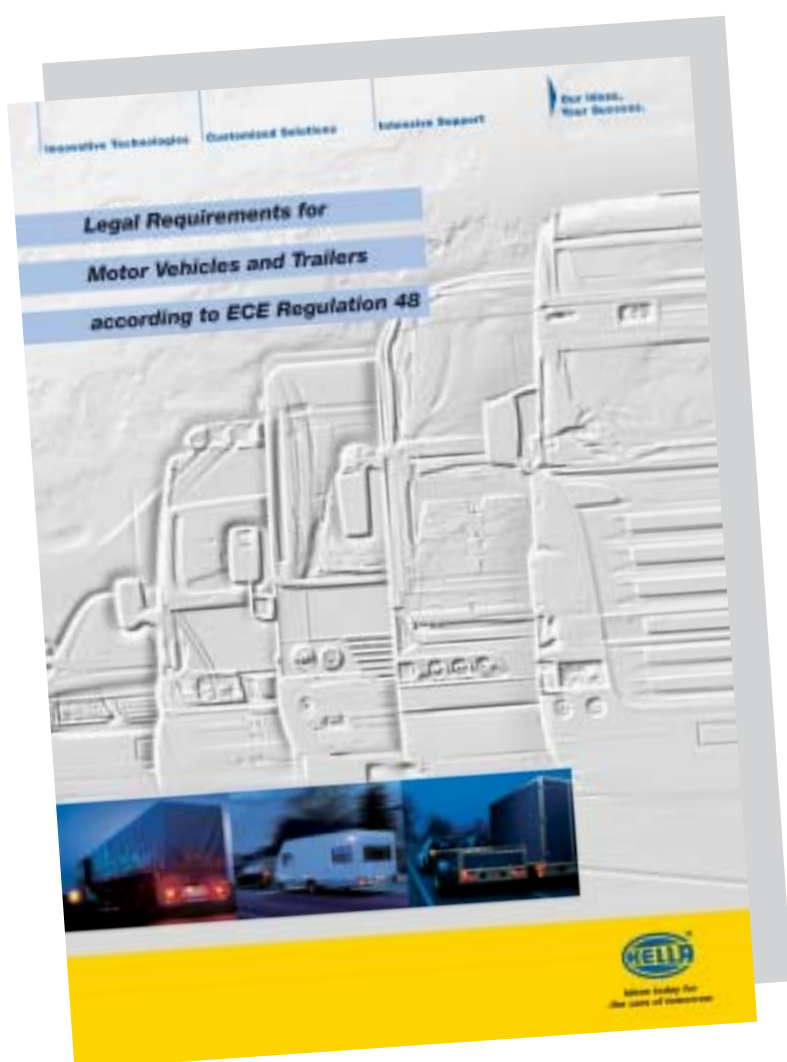


## *Subject to technical modifications.*

Copyrights reserved. The technical data, performance descriptions, recommendations and notes (e.g. about the installation of parts we supply) contained in this brochure are non-binding. They are based on our experience.

For this reason, no legal claims can be made against us in any way, since the use of our products is often outside our range of influence.

Rather, the user is obliged to check every time and to decide whether the components we supply can be used in his individual application case.



The legal requirements must be observed for optimum vehicle equipping or retrofitting. We have put these requirements together in a brochure which can be requested separately.

In this brochure we would like to inform you about the legal regulations compliant with ECE regulation 48 for mounting lighting at the front, side and rear.


It is divided into two sections:

- Regulations for classes of motor vehicles (passenger cars, mobile homes, buses, trucks, municipal vehicles and special vehicles)
- Regulations for other classes (12 V trailers, caravans and 24 V trailers).

It includes a detailed list of which lights are required by law and which are permissible.

The installation regulations for the individual lights are explained in detail.

The colour coding and Quick Finder at the side will help you quickly find the regulations you require.



© Hella KGaA Hueck & Co., Lippstadt 922 999 122-781 HA/03.06/2.6 Printed in Germany

**Hella Trailer Systems GmbH**  
Amstetter Straße 32  
89191 Nellingen/Germany  
Tel.: +49 7337 9615-0  
Fax.: +49 7337 9615-15  
E-Mail: sales-hts@hella.com  
www.hella.com


**Hella KGaA Hueck & Co.**  
Kunden-Service-Center  
Rixbecker Straße 75  
59552 Lippstadt/Germany  
Internet: www.hella.com

Deutschland:  
Tel.: 0180 5 250001 (0,12 €/Min.)  
Fax: 0180 2 250001 (0,06 € je Verbindung)

International:  
Tel.: +49 2941 38-0  
Fax: +49 2941 38-7964



*Ideas today for  
the cars of tomorrow*



© Hella KGaA Hueck & Co., Lippstadt 922 999 122-782 HA/03.06/1.5 Printed in Germany

**Hella Limited**

Wildmere Industrial Estate  
Banbury, Oxon OX16 3JU  
Tel.: (0 12 95) 27 22 33  
Telefax: (0 12 95) 22 54 80  
e-mail: [hella.uk@hella.com](mailto:hella.uk@hella.com)  
Internet: [www.hella.co.uk](http://www.hella.co.uk)

**Hella Ireland Limited**

Woodford Business Park  
Santry, Dublin 17  
Republic of Ireland  
Tel.: +353 (1) 8 62 00 00  
Telefax: +353 (1) 8 62 11 33  
e-mail: [irlsales@hella.com](mailto:irlsales@hella.com)  
Internet: [www.hella.com](http://www.hella.com)



*Ideas today for  
the cars of tomorrow*