

## *White / Red Interior Lamp with touch sensitive switching and dimming*

### *Introduction*

Hella EuroLED<sup>®</sup>Touch lamps provide white or red LED light, to help maintain 'night vision' onboard. EuroLED<sup>®</sup>Touch lamps are controlled by the latest in completely sealed 'touch sensitive' switching that provides ON/OFF and dimming.

Hella LED lamps offer many advantages over conventional bulb lamps including significantly reduced power consumption, and a high tolerance to shock and vibration for an ultra long service life.

The touch sensitive switches built into this lamp are completely sealed, ideal for reliable performance in the harsh automotive environment.

### *Lamp Mounting*

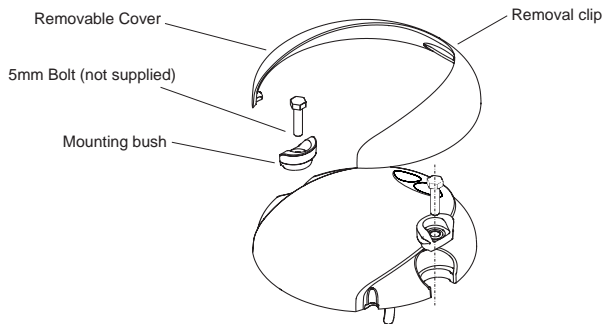
Do not mount the lamp where damage is likely to be sustained due to ropes and other securing devices.

Lamp should be mounted on a flat surface.

Drill two 6mm diameter holes at 110mm centres.

5mm diameter screws or bolts are recommended to mount the lamp using the mounting bushes provided.

If passing the cable through a hole, ensure there are no sharp edges to cut or chafe the cable.

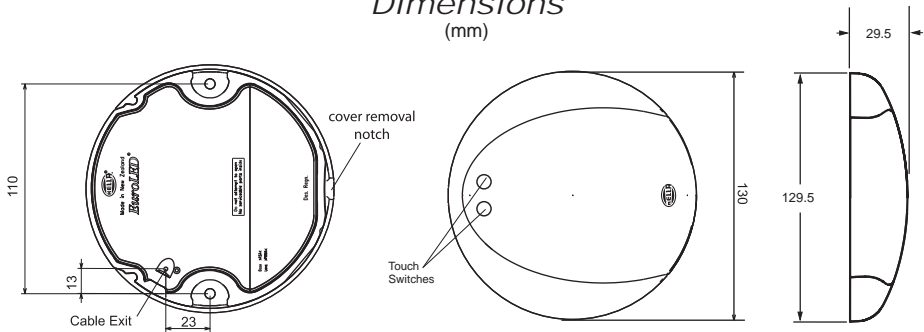


Clip the cover on securely until flush with the lamp surface.

**Note:** when mounting lamp units side by side allow a gap of 5mm to ensure cover removal.

<b>Housing Description</b>	High Impact Lens and Shroud
<b>Light Source</b>	Red and White LED's
<b>Installation</b>	Pre-wired with 2.5m of cable
<b>Operating Voltage</b>	Multivolt 9-33 volts DC
<b>Voltage Protection</b>	Spike & Overvoltage protected to 200 volts Reverse Polarity protected to -700 volts
<b>Power Consumption</b>	White - 4W, Red - Less than 1.5W
<b>Degree of Protection</b>	IP 6K6 6K7

*Dimensions*  
(mm)

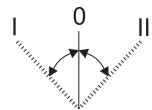


*Wiring Colour Coding*

LED modules are polarity conscious. Reverse polarity will not damage this product but will inhibit its function. Hella recommends wire connections be soldered, and heat shrink tubing applied to seal the joint.

Colour	Connect to	Power Consumption
White	Negative (-)	
Red	Power (+)	4 watts
Brown	*External Switch (+/-)	

Supply Voltage 9-33V (DC only)



**\*Brown Cable Control - External Momentary Switch**

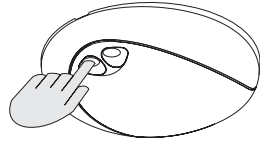
Connect to	Press once	Press and hold (approx 1.5 secs)
Positive (+)	Toggle Red Light on/off	Synchronise & Start Red Dimming Function
Negative (-)	Toggle White Light on/off	Synchronise & Start White Dimming Function

**NB:** Lamp must be protected by a fuse rated at 2 amperes maximum.

## Operating Instructions

### Introduction

This lamp uses touch sensitive switching to control its operation. White or Red light can be switched ON and OFF and also dimmed.



### ON / OFF Operation

Touch the red pad to turn red light ON. Touch the white pad to turn white light ON.  
e.g., If the white light is ON, touching the red circle will switch white light OFF and red light ON.

### Dimming Operation

Holding finger contact with a touch switch pad, while the light is on, for approximately 1.5 seconds will start the dimming cycle. The lamp will cycle through four dimming levels. Release finger contact at the intensity level required.

Dimming starts from the previously set brightness level and increases in steps of brightness until the finger is removed from the touch switch. Once the maximum brightness is reached the lamp begins again from the lowest brightness.

The lamp has a 'memory' and will always turn on at the last selected intensity level even when the power is removed from the lamp.

### External Switch Control

EuroLED<sup>®</sup>Touch lamps can also be controlled via one or several external switches\*\*.  
An externally wired (on)-off-(on) spring return switch will operate the lamp the same as the touch sensitive switches do.  
Press once to activate all lamps in Red or White at the individually pre-selected level.

#### **Note:**

Operation of the dimming function with an external switch differs from integrated touch switch operation.

The brightness of the lamps will be reset to a default level when the external switch is activated for more than 3 seconds.

This allows multiple lamps, controlled from one or more remote switches, to synchronize all lamps to the same intensity level.

\*external switch can reset the brightness level - see external switch instructions.

\*\*momentary spring return switch(s) required eg. 1 x (on)-off-(on) switch - see wiring information

**Electromagnetic Compatibility (EMC)**

This Multivolt LED lamp is an electronic device. The electrical circuits contain components that suppress possible interference, both emission as well as susceptibility, to the limits prescribed in 95/54/EC.



**Protection against damage due to voltage spikes**

This lamp is protected against reverse polarity connection and negative voltage spikes of up to 700 volts.

**Electrostatic Discharge**

This lamp has been tested to withstand the highest level (level 4) of electrostatic discharge according to IEC 61000-4-2. (8,000 volts contact discharge and 15,000 volts air discharge).

*Warranty Statement*

**Congratulations! The product you have selected comes from Hella - one of the world's leading manufacturers of automotive lighting products.**

Hella branded products are covered by a warranty against manufacturing or material defects. (For further details please check the terms of trade with your Hella agent).

The lamp module is sealed and does not have any serviceable parts inside; opening the module will invalidate warranty.

In the unlikely event that you should experience a problem with your purchase, please contact your Hella agent where you purchased the product.

