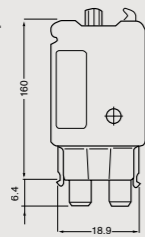


Heavy Duty Circuit Breakers



Description	Part No.
3A - Max. 28V DC	8736
6A - Max. 28V DC	8737
10A - Max. 28V DC	8738
15A - Max. 28V DC	8739
20A - Max. 28V DC	8740
25A - Max. 28V DC	8741

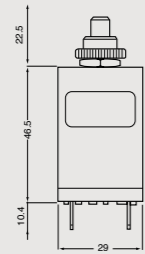


Description	Automotive circuit breaker, plug in mounting, manual release with locking tangs for vibration resistance.	
Voltage Rating	12 - 28V DC	
Current Ratings	3-25A 30A upon request	
Typical Life / Contact Rating	6,000 operations at 1 x I _N 3,000 operations at 2 x I _N ≤ 20A 1,000 operations at 2 x I _N ≤ 25A	
Interrupting Capacity I_{cn}	3...15A 20...25A	200A 400A
Note	Replaces standard blade fuses	

Panel Mount Circuit Breakers, SC



Description	Part No.
10A - Max. 28V DC	8742
20A - Max. 28V DC	8743
25A - Max. 28V DC	8744
30A - Max. 28V DC	8745
35A - Max. 28V DC	8746

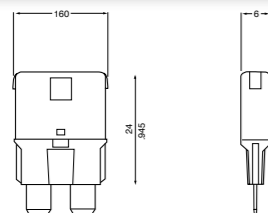


Description	Threadneck panel mounting, with optional push/push switch actuation.	
Voltage Rating	250V AC / 12-28V DC	
Current Ratings	0.05...25A	
Typical Life / Contact Rating	5,000 operations at 2 x I _N	
Interrupting Capacity I_{cn}	0.05...2.5A 3...5A 6...12A 13...25A	8 x I _N 20 x I _N 200 x A 400 x A
Approvals	VDE, CSA, UL, Semko, SEV, LRoS, BV	

Thermal Overcurrent Circuit Breakers



Description	Part No.
6A - Max. 28V DC	8730
8A - Max. 28V DC	8731
10A - Max. 28V DC	8732
15A - Max. 28V DC	8733
20A - Max. 28V DC	8734
25A - Max. 28V DC	8735



Operated simply by the heating effect of current, thermal circuit breakers are some of the most reliable and cost effective forms of protection devices available. As a result they are ideally suited to the protection of a broad range of components and systems - from motors and transformer windings, through printed circuit boards, to the low voltage power distribution circuits of road vehicles, boats, and battery powered machines. Such applications all require the ability to discriminate between safe switch-on surges or transients on the one hand, and harmful sustained overloads on the other. Thermal circuit breakers can,

for example, withstand high level surges arising from lamp loads or motor starting.

At the same time they afford protection against the effects of genuine failure such as motor locked rotors. The characteristics of thermal circuit breakers can be matched closely to the ratings of the component or system they are protecting, eliminating the need for over-sizing of wiring and connectors. Thermal circuit breakers offer dependable protection, even under low level overcurrent conditions that cannot be adequately provided for by other methods of circuit protection.

Description	Automotive circuit breaker, standard fuseblock mounting with manual release option (-H2)	
Voltage Rating	12 - 28V DC	
Current Ratings	6-25A 30A upon request	
Typical Life / Contact Rating	300 operations at ≤ 50A	
Interrupting Capacity I_{cn}	≥ 3 operations @ ≤ 150A ≥ 1 operation @ ≤ 2000A	
Note	Replaces standard blade fuses	

Thermal Circuit Breakers



Description	Part No.
3A - Max. 28V DC	HMET483.03
5A - Max. 28V DC	HMET483.05
7.5A - Max. 28V DC	HMET483.07
10A - Max. 28V DC	HMET483.10
15A - Max. 28V DC	HMET483.15
20A - Max. 28V DC	HMET483.20
25A - Max. 28V DC	HMET483.25
30A - Max. 28V DC	HMET483.30
35A - Max. 28V DC	HMET483.35

Description	Single pole, miniaturised, aircraft-style thermal circuit breaker with tease-free, trip-free, snap action mechanism and push/pull on/off manual actuation (M-type TO CBE to EN 60934). An indicator band on the push button clearly shows the tripped/off position. The circuit is threadneck panel mounted in metric configurations. Advanced two-chamber design contributes to fail-safe operation. Temperature compensation from -55°C to +125°C, with auxiliary contacts, and fully approved for use on a wide range of aircraft and equipment. Full specification ensures suitability for the most demanding applications.	
Voltage Rating	115V AC / 12-28 V DC	
Typical Life	20,000 operations mechanical or, 10,000 operations at I _N (≤ 25A) 5,000 operations at I _N (30 + 35A)	
Ambient Temperature	-55°C to +125°C (-67°C to +257°F)	
Insulation co-ordination (IEC 60664 & 60664A)	Rated impulse withstand voltage Pollution degree	1.5kV 3
Dielectric Strength (IEC 60664 & 60664A)	Test Voltage Operating area Main to aux. circuit	AC 1,500V AC 1,500V
Interrupting Capacity I_{cn}	AC 115V (400 Hz) ≤4A 5A 7.5 to 35A DC 28V 1 to 25A 30 + 35A	1,000A 2,000A 2,500A 6,000A 4,000A
Vibration	15g (70 - 2000Hz) - Sinus 16.4 grams - Random	
Acceleration	17g	
Shock	75g	
Explosion	to VG 95210, sheet 10/MIL - STD-202, meth. 109	
Spare Parts	HMET307.01 HMET307.02 HMET307.03 HMET307.04 HMET307.05 HMET307.51 HMET200.08	ID collar Black ID collar White ID collar Red ID collar Green ID collar Blue Safety lock-out collar Red IP66 safety cover Clear

