

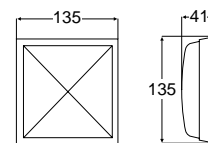
General Interior Lamps



3242 Series

Universal interior lamp for surface mounting.
2 x 10W and 1 x 5W economy circuit. Milky-white lens.

Housing Description	Plastic
Bulb	2 x 10W and 1 x 5W SV8.5 (Not included)
Installation	2 flat plug connectors 6.3mm
Maximum Output	2 x 10W



Brass coloured housing

2JA 003 242-121

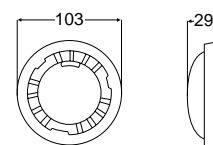
12V / 10W Bulb
(K1210)
24V / 10W Bulb
(K2410)



3231 Series

Universal interior lamps for surface mounting. Lens rotates to switch lamp ON and OFF. Can also be operated by remote switch. Clear lens.

Housing Description	Plastic
Bulb	1 x 10W SV8.5 (Not included)
Installation	3 flat plug connectors 6.3mm
Maximum Output	15W



Clear housing

2JA 003 231-002

Brass coloured housing

2JA 003 231-022

Polished aluminium housing

2JA 003 231-051

12V / 10W Bulb
(K1210)
24V / 10W Bulb
(K2410)

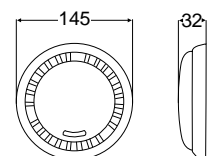
Australia / New Zealand Part Number 2605



3232 Series

Universal interior lamps for surface mounting. Lens rotates to switch lamp ON and OFF. Can also be operated by remote switch. Clear lens.

Housing Description	Plastic or Polished Aluminium
Bulb	1 x 10W SV8.5 (Not included)
Installation	3 flat plug connectors 6.3mm
Maximum Output	20W or 15W



Clear housing

2JA 003 232-003

Brass coloured housing

2JA 003 232-023

Polished aluminium housing

2JA 003 232-051

12V / 10W Bulb
(K1210)
24V / 10W Bulb
(K2410)



1364 Series

Universal interior lamps for surface mounting. 2 x 10W bulbs.
Lens slides to switch lamp ON and OFF

Housing Description	Plastic
Bulb	2 x 10W SV8.5 (Not included)
Installation	Screw terminals
Maximum Output	2 x 10W



Chrome housing

2JA 001 364-011

Brass coloured housing

2JA 001 364-022

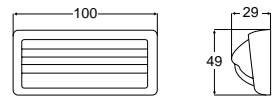
12V / 10W Bulb
(K1210)
24V / 10W Bulb
(K2410)

General Interior Lamps

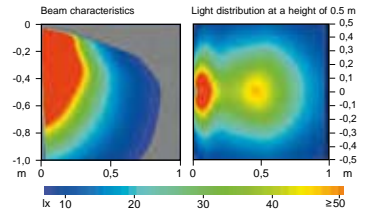


4192 Series

Ideal berth or chart reading lamps. Shutter tilts to switch lamp ON and OFF. Adjustable light opening.



Housing Description Plastic
Bulb 10W Festoon SV8.5 (Not included)
Installation 2 flat plug connectors 6.3mm
Maximum Output 10W




Clear Lens		Red Lens		12V / 5W Bulb (L125) 24V / 5W Bulb (L245)
Black	2JA 004 192-001	Black	2JA 004 192-041	
White	2JA 004 192-071	White	2JA 004 192-081	



1330 Series

Surface mounted interior lamps with 2 x 5W bulbs. Suitable for narrow mounting surfaces. Lens milky-white. ON/OFF switch.



Housing Description Plastic
Bulb 2 x 5W SV8.5 (Not included)
Installation Screw terminals
Maximum Output 2 x 5W

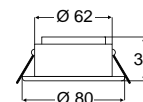
Ivory housing		Bright chrome housing		12V / 5W Bulb (L125) 24V / 5W Bulb (L245)
	2JA 001 330-002		2JA 001 330-012	
Australia / New Zealand Part Number	2608			

Water Resistant Lamps

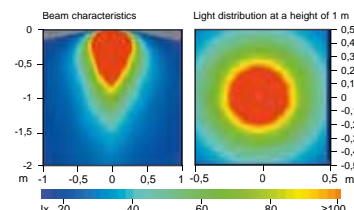


8508 Series

Water resistant flush mount halogen lamps suitable for interior or exterior installations. The reflector uses a 10W bulb and provides the light output equivalent to a 20W bulb. (Bulbs up to 20W can also be used). Supplied with a silicon seal to prevent the glass lens from vibrating. Spring clip mounting.



Housing Description	Solid brass housing Stainless steel cover ring
Bulb	12V / 10W Halogen G4 included
Degree of Protection	IP 65
Installation	Pre-wired with 150mm of cable
Maximum Output	20W

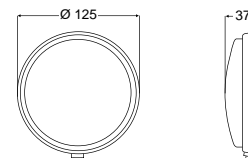


Chrome housing	White housing	12V / 10W Bulb (YM1210) 24V / 10W Bulb (YM2410)
2JA 998 508-001	2JA 998 508-011	
Australia / New Zealand Part Number	2791	

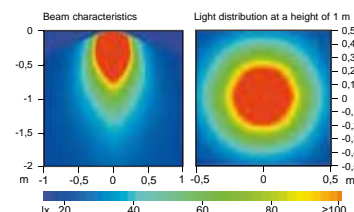


8513 Series

Water resistant marine lamps made from tough polycarbonate with a foam rubber gasket. Suitable for interior or exterior installations. Mounting screws included. Available with Integrated ON/OFF switch.



Housing Description	Impact resistant polycarbonate
Bulb	12V / 10W SV8.5 included
Installation	Pre-wired with 70mm of cable
Maximum Output	15W



White housing (switch)	White housing (no switch)	12V / 10W Bulb (K1210) 24V / 10W Bulb (K2410)
2617	2610	
		Spert Part Clear Lens 2.9800.08