

# ROKLUME 280N SMART

The adaption expert for  
improved visibility & safety



[www.hella.com/RokLUME-280N-SMART](http://www.hella.com/RokLUME-280N-SMART)

SMART SOLUTIONS

# RokLUME 280N SMART

for the toughest industries  
in the world.



The intelligent RokLUME 280N SMART significantly enhances operator safety, health and productivity in mining, on construction sites and in forestry. With its smart features, the work lamp allows individual light settings and can adjust its illumination to various weather and driving conditions to provide the right illumination for every application. Thanks to the use of existing cable harnesses, vehicles can be easily upgraded to incorporate this intelligent system. Additional functions like anti-theft protection and lifetime warning provide even more operator safety, health and productivity.





# CHANGE BRIGHTNESS

for perfect lighting.

With the help of the dimming function, the brightness level can be adjusted to the current lighting conditions and provides a daytime running light function. This not only helps to avoid self-glaring but also reduces power consumption and CO<sub>2</sub> emissions.



## LOW BRIGHTNESS



The work lamp can be dimmed when there is sufficient daylight or to avoid self-glaring.

## HIGH BRIGHTNESS



High brightness enables good visibility in the dark or underground.





# CHANGE COLOUR TEMPERATURE

for specific situations.

The smart features of the RokLUME 280N SMART work lamp include changing the colour temperature continuously from warm white to cold white. This enables fatigue-free work and can increase visibility in many different situations.



## WARM WHITE




The warm white light colour up to 3,000 Kelvin can reduce eye irritation and fatigue.

## COLD WHITE



The cold white light colour up to 6,800 Kelvin is suitable for lighting during twilight or at night.





# CHANGE COLOUR

for different conditions.





With the RokLUME 280N SMART operators can change the colour to green or amber, depending on the variant. This adjustment of the light colour is extremely important for ensuring the best possible visibility. Experience shows that visibility in dusty, foggy, rainy or snowy conditions can be significantly improved by the light colours green and amber.

GREEN LIGHT COLOUR



AMBER LIGHT COLOUR





# EASY SETUP

for every vehicle.

Conventional work lamps can be replaced with the intelligent RokLUME 280N SMART in no time at all. Powerline communication (PLC) enables the control unit (Gateway) to communicate with the work lamps via the existing harness without interference. As the existing wiring harnesses and circuits are used and the intelligent work lamp has the same dimensions as standard RokLUME 280N, the vehicle architecture does not need to be modified.



## EASY MOUNT



Mounting with M10 screw with only a few hand movements.

## EASY WIRING



Using the existing cable harness no additional cables are needed.

## EASY CONNECT



Connect gateway to the fuse box.

## EASY CONTROL



Adjust the intelligent system with the HMI or the control panel (see page 14).



# ADDITIONAL FEATURES

## Anti-theft protection

When activated, the work lamp remains non-functional on a machine without a Gateway. When not activated, it provides only white light without SMART options.

## Lifetime warning

The system warns in time before a work lamp will be operated with limited light output due to its advanced age, which prevents unplanned downtime.

## Memory function

The memory function provides additional comfort by storing up to three individual lighting settings.

## Keylock

With activated key lock the work lamps can only be operated with the stored light settings of the memory function, to prevent unauthorised setting changes.

## Cornering light function

With Gateway Prime, the vehicle can also be equipped with a cornering light function.

# KEY FACTS

The RokLUME 280N SMART is suitable for 24 V applications and temperatures from  $-40^{\circ}\text{C}$  up to  $+90^{\circ}\text{C}$ , has up to 3,500 lumens and operates with a maximum of 57 W. The work lamp is available in six different illumination variants: with close-range illumination, long-range illumination, **ZEROGLARE** illumination, pencil beam illumination, diffuse flood illumination and tunnel flood illumination.



○ ————— 6 Illuminations

○ —————  $-40^{\circ}\text{C}$  to  $+90^{\circ}\text{C}$

○ ————— up to 3,500 lm

○ ————— max. 57 W

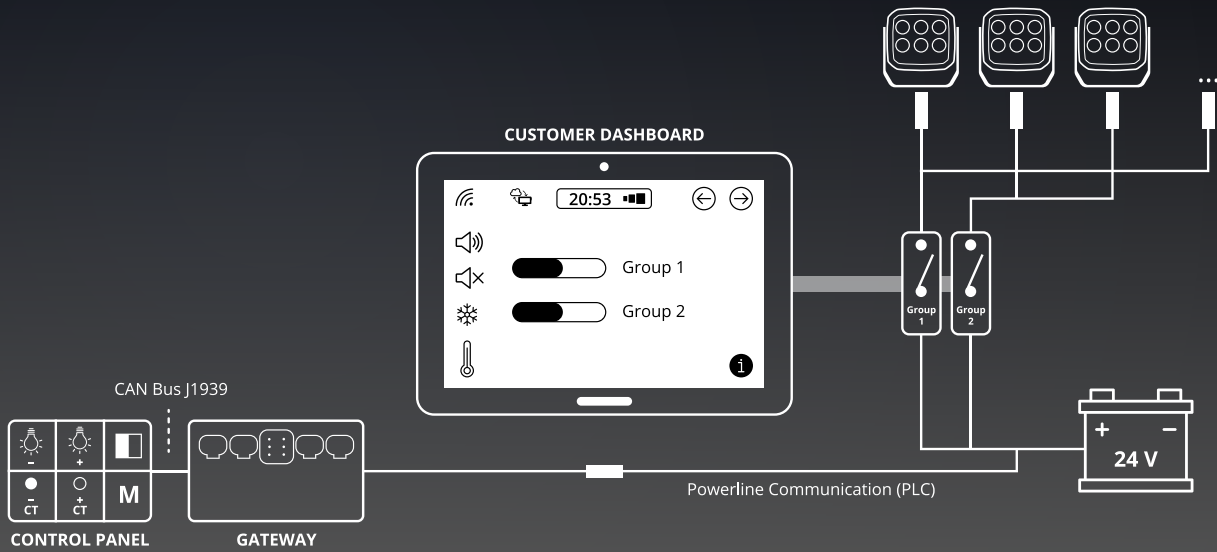
○ ————— 24 V

# CONTROL OPTIONS

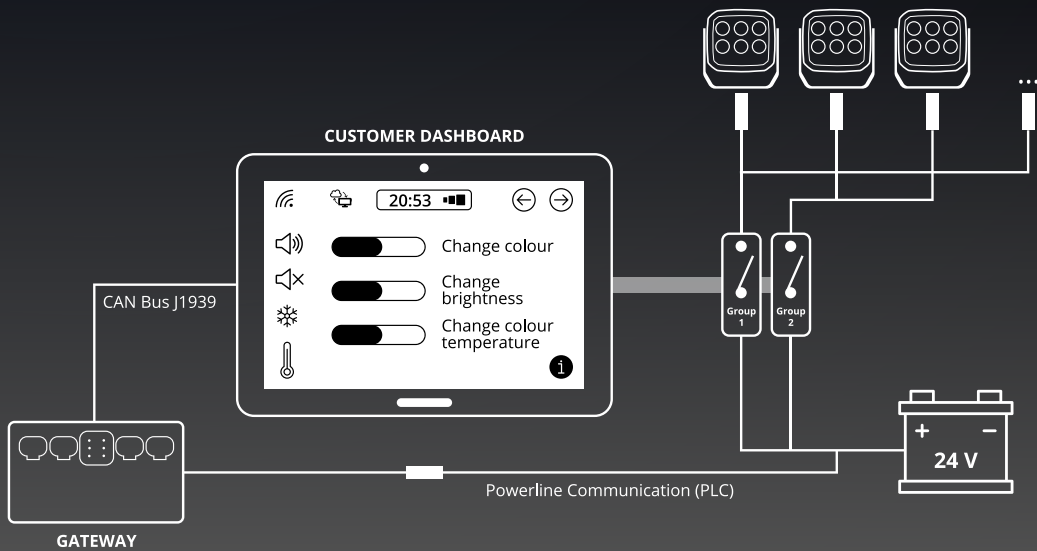
The RokLUME 280N SMART can be operated easily and quickly by controlling it via the Human Machine Interface (HMI) in the vehicle or the Control Panel. The Gateway uses the CAN Bus J1939 protocol for communication with the Control Panel or the customer HMI.



## ROKLUME 280N SMART ADJUST VIA CONTROL PANEL



## ROKLUME 280N SMART ADJUST VIA CUSTOMER HMI



# TECHNICAL INFORMATION



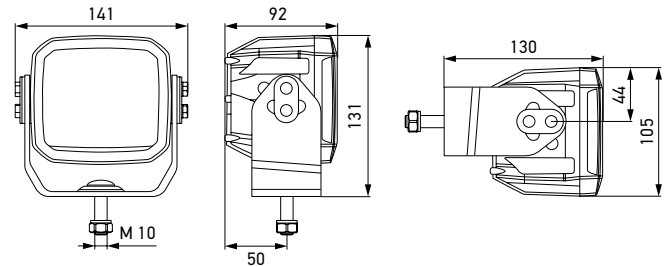


# TECHNICAL DETAILS

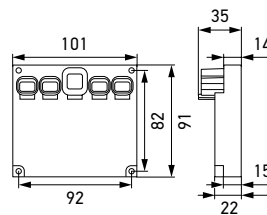
## TECHNICAL DATA

Operating voltage range	Single-voltage (18 – 32 V)
Rated voltage	24 V
Current consumption	Ø 2.35 A (24 V)
Power consumption	Work lamp: Ø 56 W, max. 57 W Gateway: max. 3 W
Light output	Up to 3,500 lm
Light source	LED
Colour temperature	3,000 K to 6,800 K
Material	Housing: die-cast aluminium Cover lens: hard-coated plastic
Weight	1.597 g / 1.584 g ( <b>ZEROGLARE</b> )
Temperature range	- 40 °C to + 90 °C (overheating protection)
Degree of protection	Work lamp: IP 6K8, IP 6K9K Gateway Base/ Prime: IP 6K8, IP 6K9K Control Panel: IP 6K7
Approved	ECE-R10
Compliant	RCM
Protection	Polarity reversal protection, overvoltage protection
Salt spray resistance	1,200 h as per DIN EN ISO 9227
Mounting	Upright, pendant and horizontal
Connection	DEUTSCH DT 2-pin connector DEUTSCH DT 2-pin counterpart included
Manufactured in	Austria

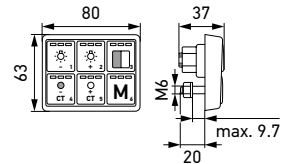
## DIMENSIONAL SKETCH



RokLUME 280N SMART

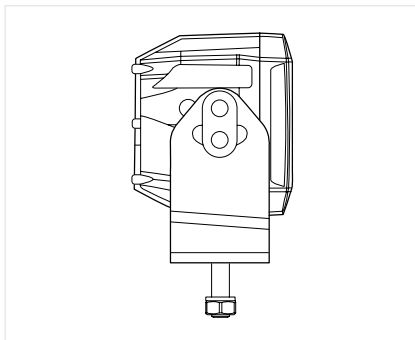


Gateway Base / Prime

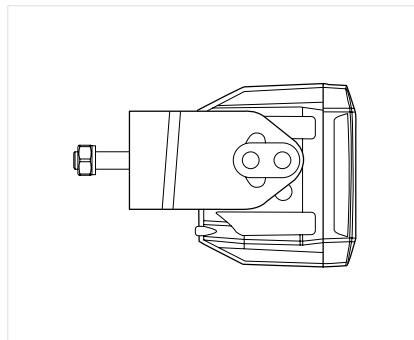


Control Panel

## MOUNTING OPTIONS



Upright mounting



Horizontal mounting



Pendant mounting

# TECHNICAL INFORMATION





## PROGRAM OVERVIEW

VARIANT	ILLUMINATION	PART NUMBER
3,000 K to 6,800 K White to green	Close-range illumination	1GA 995 707-401
	Long-range illumination	1GA 995 707-411
	<b>ZEROGlare</b> illumination	1GA 995 707-421
	Pencil beam illumination	1GA 995 707-431
	Diffuse flood illumination	1GA 995 707-441
	Tunnel flood illumination	1GA 995 707-451
3,000 K to 6,800 K White to amber	Close-range illumination	1GA 995 707-551
	Long-range illumination	1GA 995 707-561
	<b>ZEROGlare</b> illumination	1GA 995 707-571
	Pencil beam illumination	1GA 995 707-581
	Diffuse flood illumination	1GA 995 707-591
	Tunnel flood illumination	1GA 995 707-601
3,000 K to 6,800 K	Close-range illumination	1GA 995 707-461
	Long-range illumination	1GA 995 707-471
	<b>ZEROGlare</b> illumination	1GA 995 707-481
	Pencil beam illumination	1GA 995 707-491
	Diffuse flood illumination	1GA 995 707-501
	Tunnel flood illumination	1GA 995 707-511

## SET

VARIANT	ILLUMINATION	DESCRIPTION	PART NUMBER
3,000 K to 6,800 K White to green	Close-range illumination	4 x work lamps, Gateway Base, Control Panel, wiring harness	1GA 995 707-801
	ZEROGLARE illumination	4 x work lamps, Gateway Prime, Control Panel, wiring harness	1GA 995 707-811

## INDIVIDUAL PARTS FOR THE SET-UP

PRODUCT IMAGE	DESCRIPTION	ADDITIONAL INFORMATION	PART NUMBER
	Gateway Base	Control of the intelligent work lamps	9SX 333 522-001
	Gateway Prime	Control of the intelligent work lamps, cornering light function possible	9SX 333 523-001
	Control Panel	Setting the colour temperature, the light colour (if applicable), the brightness level and the memory function	9SX 333 525-001
	Wiring harness	Connection from the Control Panel to the Gateway and from the Gateway to the fuse box*	8KB 333 557-001

\* The wiring harness from the Gateway to the fuse box must be shortened to the correct length. The wiring harness must not be laid in loops!



**HELLA GmbH & Co. KGaA**

Kunden-Service-Center  
Rixbecker Straße 75  
59552 Lippstadt/Germany

Tel.: 0180-6-250001 (0,20 €/Anruf aus dem deutschen Festnetz)

Fax: 0180-2-250001 (0,06 € je Verbindung)

Internet: [www.hella.com/RokLUME-280N-SMART](http://www.hella.com/RokLUME-280N-SMART)

© HELLA GmbH & Co. KGaA, Lippstadt  
J02209

Sachliche und preisliche Änderungen vorbehalten.  
Printed in Germany