



## BRIEF INFORMATION

### Slim Surface Mount LED Signal Lamps

- Low power consumption
- Grilamid lens
- Ultra long service life
- Surface mount

## PRODUCT FEATURES

HELLA is proud to announce the release of a new stop / tail / indicator version to its Slimline Range of Surface Mount LED Signal Lamps.

All Slimline Signal lamps are designed with an ultra wide visibility optic for improved side visibility.

True to HELLA's commitment to design 'Fit and Forget' products, the new Slimline Family features low power

consumption and lenses made from Grilamid, the highly respected performance polyamide invented and made in Switzerland.

This revolutionary transparent plastic offers an unbeatable combination of properties including toughness against impact, long term UV stability and resistance to commonly used chemicals and washes.

## PRODUCT FEATURES

### Reverse polarity protection

If the polarity is accidentally reversed, the light does not suffer any damage.

### Contacts

2.5 m or 0.3 m sealed cable may be selected.

### Protection Class

Tested to IP 6K7 and IP 6K9K, this light is protected from dust and water ingress under temporary immersion.

### High vibration resistance

The lights have been tested to HELLA Norm 67101 and meet the requirements for OEM production buses, commercial vehicles and tractors over 6.5 t.

**Hermetically sealed lamps by HELLA are maintenance free and reliable.**

## LED LIGHTING TECHNOLOGY

As a leading innovator in the field of automotive original equipment, HELLA is setting benchmarks:

### Extremely low energy consumption

With the combination of efficient light-emitting diodes (LEDs) and precision optics, HELLA lights achieve the statutory light distribution with over 90 % less power consumption compared to bulb lamps!



## PRODUCT IMAGES

### Front Direction Indicator / Rear Direction Indicator

Optic appears clear until illuminated.



### Rear Fog Light / Auxiliary Stop Light

Optic appears clear until illuminated.



### Stop Light / Tail Light

Optic appears clear until illuminated.



Stop Light Function.

### Stop Light / Tail Light / Rear Direction Indicator

Optic appears clear until illuminated.



Stop Light Function.



Tail Light Function.



Tail Light Function.



### Reversing Light / Daytime Running Light

Optic appears clear until illuminated.



Rear Direction Indicator.

# TECHNICAL DETAILS

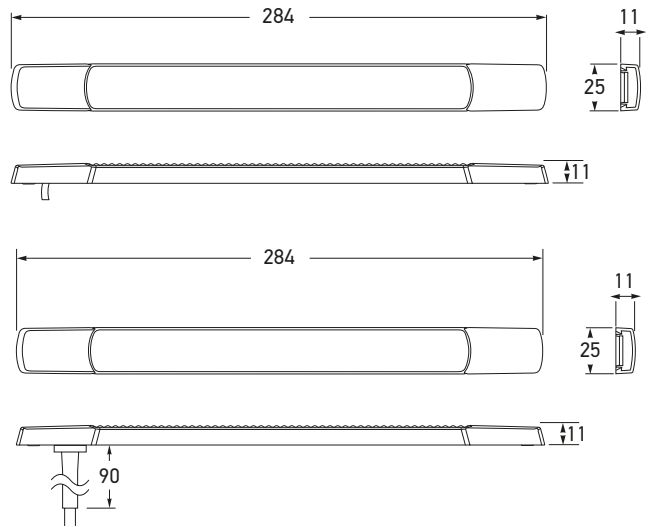
Technical Data	
Type approval	ECE 
Operating voltage	Available in 12 V or 24 V
EMC approval	ECE 
Functions	Front direction indicator Rear direction indicator Stop light / Tail light Auxiliary stop light Rear fog light Reversing light Daytime running light / Position light Stop light / Tail light / Rear direction indicator
Mounting	See range overview
Number of LEDs	10
Power consumption	Front direction indicator 3 W Rear direction indicator 3 W Stop light / Tail light 3 W / < 0.5 W Auxiliary stop light 3 W Rear fog light 3 W Reversing light 3 W Daytime running light / Position light 3 W / < 0.5 W Stop light / Tail light / Rear direction indicator 2 W / < 0.5 W / 2 W
Operating temperature	-40 °C to +60 °C
Protection class	IP 6K7, IP 6K9K
Contacts	2.5 m or 0.3 m cable with open cable end
Installation	Screw connection with 2 screws $\varnothing$ 4 mm
Specification	HELLA standard 67101 Class 1.2, 2.2, 3.2, 4.1, 5.1, 6.1, 7.2, 10.2, 11.2
Design life	Design life of the vehicle*

\* Dependent upon the operating temperature.

Note: The individual LED lights may only be operated with a 3 A fuse.

Operation of the light with AC voltage or pulsed DC voltage is not permitted.


## Technical drawing



P / N 2SD 980 819-XXX

P / N 2SB 980 887-261

## Hole Pattern



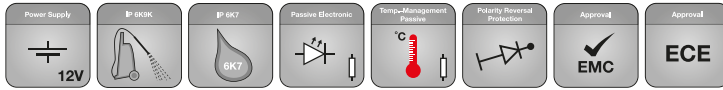
P / N 2SD 980 819-XXX

P / N 2SB 980 887-261

# APPLICATION EXAMPLES



# 12 V RANGE OVERVIEW

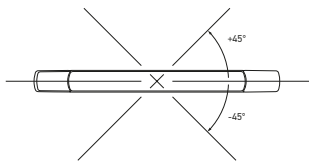


Part Number	Function	ECE Approval Number	Mounting Requirements	Connection	Packaging Unit <sup>1)</sup>
2BA 980 888-311	Front direction indicator without pulse for indicator failure check	E24 5869	Horizontal mount: With tolerance Refer to Diagram 1	2.5 m cable	1
2BA 980 888-511	Rear direction indicator without pulse for indicator failure check	E24 5890	Vertical mount: With tolerance Refer to Diagram 2	2.5 m cable	1
2BA 980 888-011	Rear direction indicator without pulse for indicator failure check	E24 5891	Horizontal and vertical mount: With tolerance Refer to Diagram 3	2.5 m cable	1
2SB 980 887-011	Stop light / Tail light	E24 5891 E4 10R 04-2913	Horizontal and vertical mount: With tolerance Refer to Diagram 3	0.3 m cable	1
2SD 980 819-011	Stop light / Tail light / Rear direction indicator	E24 5902 E24 10R 05-2026	Horizontal and vertical mount	2.5 m cable	1
2DA 980 887-311	Auxiliary stop light	E24 0087	Horizontal and vertical mount: With tolerance Refer to Diagram 4 and Diagram 5	2.5 m cable	1
2NE 980 889-501	Rear fog light	E24 0010	Horizontal and vertical mount	2.5 m cable	1
2ZR 980 889-011	Reversing light	E24 0027	Horizontal mount: With tolerance Refer to Diagram 6	2.5 m cable	1
2ZR 980 889-111	Reversing light	E24 0028	Vertical mount: With tolerance Refer to Diagram 7	2.5 m cable	1
2PT 980 880-811	Daytime running light / Position light <sup>2)</sup>	E24 5869	Horizontal mount	2.5 m cable	1 set

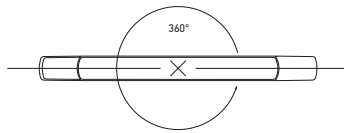
1) Also available in industrial packaging if required.

2) Position function provided by an optional external control unit (P / N 5DF 980 816-001)

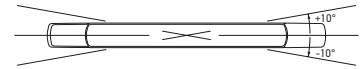
**Diagram 1** – Horizontal mount: +/- 45° rotation around lamp (and vehicle) axis



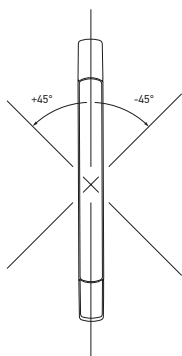
**Diagram 3** – 360° rotation around lamp (and vehicle) axis



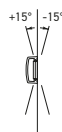
**Diagram 6** – Horizontal mount: +/- 10° rotation around lamp (and vehicle) axis



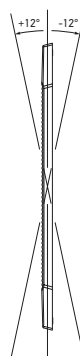
**Diagram 2** – Vertical mount: +/- 45° rotation around lamp (and vehicle) axis



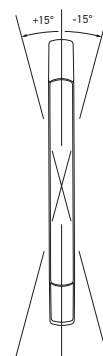
**Diagram 4** – Horizontal mount: +/- 15° tilt (up / down)



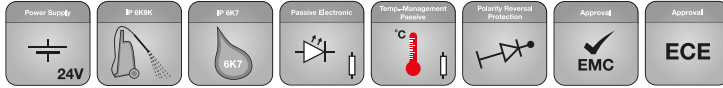
**Diagram 5** – Vertical mount: +/- 12° tilt (up / down)



**Diagram 7** – Vertical mount: +/- 15° rotation around lamp (and vehicle) axis



# 24 V RANGE OVERVIEW






Part Number	Function	ECE Approval Number	Mounting Requirements	Connection	Packaging Unit <sup>1)</sup>
2BA 980 888-411	Front direction indicator without pulse for indicator failure check	Ⓔ24 5869	Horizontal mount: With tolerance Refer to Diagram 1	2.5 m cable	1
2BA 980 888-611		Ⓔ4 10R 04-2910	Vertical mount: With tolerance Refer to Diagram 2	2.5 m cable	1
2BA 980 888-211	Rear direction indicator without pulse for indicator failure check	Ⓔ24 5891 Ⓔ4 10R 04-2910	Horizontal and vertical mount: With tolerance Refer to Diagram 3	2.5 m cable	1
2SB 980 887-211	Stop light / Tail light	Ⓔ24 5891	Horizontal and vertical mount: With tolerance Refer to Diagram 3	0.3 m cable	1
2SB 980 887-261		Ⓔ4 10R 04-2913		2.5 m cable	1
2SD 980 819-201	Stop light / Tail light / Rear direction indicator	Ⓔ24 5902 Ⓔ4 10R 05-2026	Horizontal and vertical mount	2.5 m cable	1
2DA 980 887-411	Auxiliary stop light	Ⓔ24 0087 Ⓔ4 10R 04-2910	Horizontal and vertical mount: With tolerance Refer to Diagram 4 and Diagram 5	2.5 m cable	1
2NE 980 889-601	Rear fog light	Ⓔ24 0010 Ⓔ4 10R 04-2910	Horizontal and vertical mount	2.5 m cable	1
2ZR 980 889-211	Reversing light	Ⓔ24 0027	Horizontal mount: With tolerance Refer to Diagram 6	2.5 m cable	1
2ZR 980 889-311		Ⓔ24 0028	Vertical mount: With tolerance Refer to Diagram 7	2.5 m cable	1
2PT 980 880-861	Daytime running light / Position light <sup>2)</sup>	Ⓔ24 5869	Horizontal mount	2.5 m cable	1 set

1) Also available in industrial packaging if required.

2) Position function provided by an optional external control unit (P / N 5DF 980 816-501)

## SPARE PARTS / ACCESSORIES

Part Number	Product Image	Function	Packaging Unit <sup>1)</sup>
9HD 980 885-008		White screw caps	Bulk (4pcs)
9HD 980 885-018		Charcoal screw caps	Bulk (4pcs)
9HD 980 885-108		Chrome plated screw caps	Bulk (4pcs)

**HELLA GmbH & Co. KGaA**

Rixbecker Straße 75  
59552 Lippstadt/Germany  
Tel. +49 2941 38-0  
Fax +49 2941 38-71 33  
info@hella.com  
www.hella.com

© HELLA GmbH & Co. KGaA, Lippstadt  
J01454/12.18

Subject to technical and price modifications.