



Technology with Vision



## HypaLUME 110/230V AC LED Flood Light - Heavy Duty

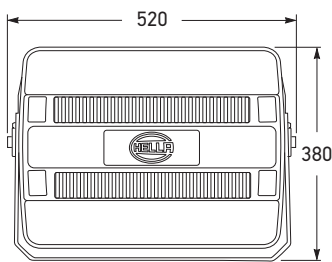
The 110/230V AC HypaLUME has been designed for applications where high output lighting in extreme environments is required. The lamp produces a net output of 28,000 lumens at a voltage input range of 100-240V AC whilst only consuming 300W.

Comprehensive sealing and anti-corrosion measures have been taken to ensure this lamp withstands the toughest conditions. The premium aluminium housing is corrosion resistant with a non-stick and easy to clean surface coating. Heavy duty Grilamid® lens offers unbeatable toughness against impacts and vibration while providing long term UV stability and resistance to commonly used chemicals for the life of the product. The LEDs have a colour temperature of 5700K to provide a near daylight work environment that is optimal for fatigue avoidance and high alertness.

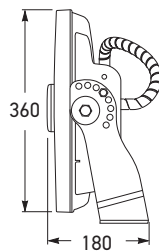
The LED driver electronics ensure light output remains stable over a wide range of voltage variations. The HypaLUME is also protected from over voltage and short circuit faults. The HypaLUME is designed to operate over a temperature range from -40°C to +50°C.



P/N 1GJ 958 334-021 (Long Range)



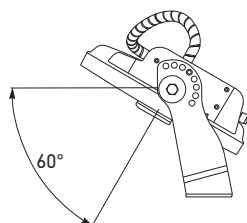
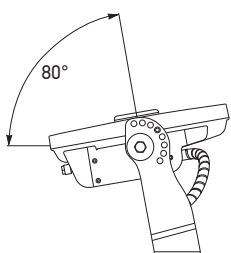
All dimensions in mm.




Front view



Side view



Lamp can be rotated 140°



Rear view



Secure locking mechanism




Technology with Vision

# HypaLUME 110/230V AC LED Flood Light - Specifications

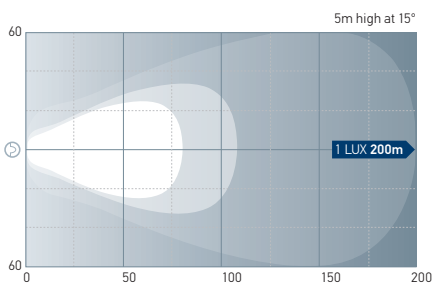


Part Number	1GJ 958 334-011	CLOSE RANGE
	1GJ 958 334-021	LONG RANGE
	1GJ 958 334-031	EXTRA WIDE
Mounting	Upright or pendant	
Voltage	Optimum brightness at input voltages from 100 to 240V AC	
Power Consumption	300W max.	
Actual Light Output	28,000 lumen	
Operating Temperature	-40°C to +50°C	
LED Colour Temperature	5700 K	
Protection	IP 66 (Protection against dust and high pressure water jets) IP 67 (Protection against dust and temporary water immersion) Over voltage, short circuit and over temperature protection	
Cable Length	Supplied with 2.0m of easy plug-in sheathed cable	
Connection	Wieland RST Mini - 16A	
Lens Material	High impact and chemical resistant Grilamid® lens	
Compliance	CE	FC IEC 60598.2.5



Supplied with 2.0m of easy plug-in sheathed cable

## Beam Pattern - Close Range



P/N 1GJ 958 334-011  
(Close Range Lens)

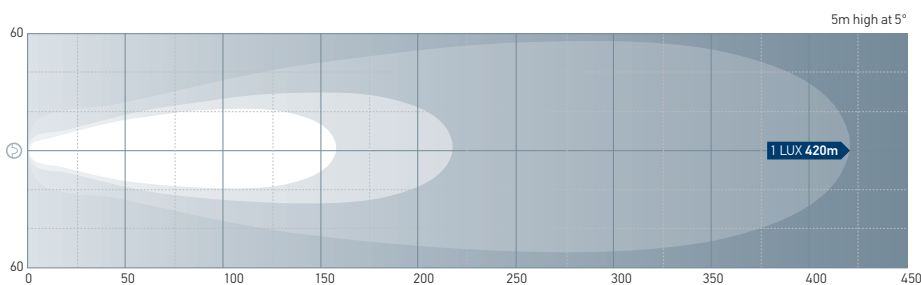


P/N 1GJ 958 334-021  
(Long Range Lens)



P/N 1GJ 958 334-031  
(Extra Wide Lens)

## Beam Pattern - Long Range



## Beam Pattern - Extra Wide

