



BRIEF INFORMATION

Oval 90 LED Gen. 2

- Stylish oval design
- Powerful LED worklight
- Modular series – easy conversion
- More than twice as much light as Generation 1

PRODUCT FEATURES

The Oval 90 LED Gen. 2 from HELLA is a compact worklight in an stylish modern design. The range of Oval 90 worklights includes halogen, xenon and LED variants. The modular series has been extended by a powerful worklight with LED technology in the form of the Oval 90 LED Gen. 2.

The worklight can be operated at both 12 V and 24 V. The integrated electronics protect the device in the event of polarity inversion and guarantee constant brightness, even when operating voltage fluctuates between 9 and 32 volts.

The light output is a powerful 5,000 lumens. The light is distributed by a specially developed multi-faceted reflector, thus ensuring homogeneous illumination. The Oval 90 LED Gen. 2 can be installed upright (0°), or suspended (180°). At 6,500 Kelvin, the light of the LED worklight is very similar to daylight. This means that colours can be distinguished more clearly in the dark than in the yellowish light of halogen bulbs.

This makes sensory perception through the human eyes much easier meaning they tire less quickly.

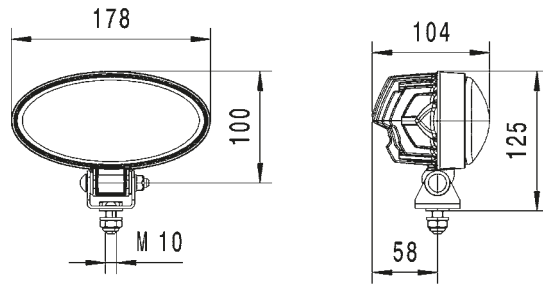
The worklight's black housing is made of aluminium and incorporates cooling fins. These ensure sufficient heat dissipation from the 10 high-power LEDs. In addition, a sensor protects the worklight from overheating. This is the only way in which the long service life of the LEDs (up to 130 times longer than a halogen bulb) can be exploited. The integrated electronics are protected against inverse polarity and equipped with an LED fault jumper.

TECHNICAL DETAILS

Technical Data

Operating voltage / Rated voltage	9 – 32 V
Recommended angle of inclination	Close-range: 12°, long: 5°
Light source type	10 high-power LEDs
Power consumption	60 W (12 V), 58 W (24 V)
Light output	5,000 lm
Colour temperature	6,500 kelvin
Protection class	IP 6K9K and IP 6K8
Type approval	Ⓜ, ECE-R10
Housing	Aluminium die cast
Light exit area	165 x 78 mm
Weight	1,000 g

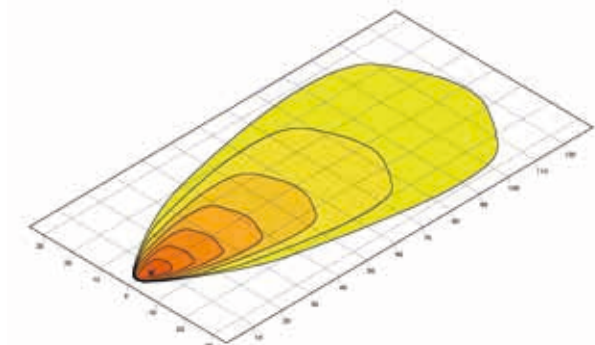
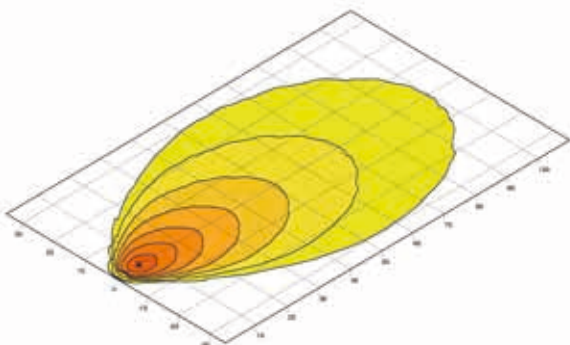
Dimensional sketch



RANGE OVERVIEW

1GB 996 486 ...	-001	-011
Close-range illumination	X	-
Long-range illumination	-	X
Upright mounting	X	X
Pendant mounting	X	X
Bracket width	36 mm	36 mm
DEUTSCH connector	X	X
Nylon lens	X	X
Protected against overheating	X	X
Polarity reversal protection	X	X

LIGHT DISTRIBUTION



Close-range illumination

Long-range illumination

